

District Extension Summary

C001 - COUNTY

Tax Year 2017

Assessed	Equalized	Exemptions	Amount	State Category	Original Taxable	Net Taxable	Overlapping County Data
Land:	90,651,842	90,651,842	Improvement:	3,204,902	Farm:	260,987,546	259,836,842
Farm Land:	146,110,432	146,110,432	Owner Occupd:	60,501,279	Residential:	199,508,791	199,426,286
Building:	405,117,005	405,117,005	Elderly:	17,138,358	Commercial:	79,341,580	77,455,879
Farm Building:	17,247,109	17,247,109	Dis. Veteran:	54,283	Industrial:	19,922,218	19,516,700
State Assessed:	7,726,725	7,726,725	Sen Freeze:	7,145,370	Mineral:	2,206,795	2,206,795
	666,853,113	666,853,113	Abatement:	0	Pollution Control:	0	0
Under 150 EAV:	18,098	18,098	Developers:	0	State Railroad:	7,699,196	7,451,168
	666,835,015	666,835,015	50% Owner Occupied:	39,000	Local Railroad:	1,477,184	1,477,184
			Part Exempt:	2,500		571,143,310	567,370,854
			Returning Veteran:	5,000			
State Equalization: 1.00000			Disabled Person:	1,014,315	Other information:	County Total	District Total
			Disabled 50% Veteran:	90,853	PTELL:		
			Disabled 70% Veteran:	2,691,390	New Property EAV:	4,722,316	4,722,316
			Leasehold Owner:	3,751,955	Annexations EAV:	0	0
			Natural Disaster:	0	Disconnection EAV:	0	0
			Disabled 30% Veteran:	52,500	Recovered TIF EAV:	0	0
				95,691,705	Aggregate Extension:	4,048,287	
					Rate Increase:	0.00000	
					TIF Loss EAV:	3,065,941	
					EZ EAV Reduction:	706,515	
					EZ Tax Reduction:	5,376.16	
					Industrial Tax Abatement:	0.00	

Fund	Levy Request	State Max Rate	Full Calc'd Rate	Capped Rate	Calculated Taxes	PTELL Factor	PTELL Rate	Final Rate (w/overrides)	Final Taxes	% of Total
001 General Fund	1,835,000	0.00000	0.32129	0.32343	1,847,248.81	0.99388	0.32146	0.32103	1,821,479.94	42.19
005 I M R F	550,000	0.00000	0.09630	0.09694	553,666.32	0.99388	0.09635	0.09635	546,676.61	12.66
006 County Highway Fund	550,000	0.20000	0.09630	0.09694	553,666.32	0.99388	0.09635	0.09635	546,676.61	12.66
008 Bridges	275,000	0.25000	0.04815	0.04847	276,833.16	0.99388	0.04818	0.04847	275,012.09	6.37
018 Mental Health	109,000	0.05000	0.01909	0.01922	109,773.74	0.99388	0.01911	0.01911	108,427.50	2.51
020 Tb Sanitarium	67,000	0.07500	0.01174	0.01181	67,452.02	0.99388	0.01174	0.01174	66,611.14	1.54
021 Highway Matching	275,000	0.05000	0.04815	0.04847	276,833.16	0.99388	0.04818	0.04818	273,366.67	6.33
047 Social Security	260,000	0.05000	0.04553	0.04583	261,754.98	0.99388	0.04555	0.04555	258,444.42	5.99
053 Extension Education	135,500	0.02500	0.02373	0.02389	136,446.14	0.99388	0.02375	0.02389	135,548.56	3.14
142 Senior Citizens Fund	137,000	0.02500	0.02399	0.02415	137,931.11	0.99388	0.02401	0.02401	136,229.43	3.16
003 2017 General Obli Bonds	148,944	0.00000	0.02608	0.02626	149,982.23			0.02626	148,995.62	3.45
	4,342,444		0.76035	0.76541	4,371,588.01		0.73468	0.76094	4,317,468.59	100.00

Michael C. Gianasi

I, Michael C. Gianasi, County Clerk for Christian County Illinois, do hereby certify this report to be a true and complete copy of the 2017 extension information.

District Extension Summary

CL13 - CITY LBRY TAYLORVILLE

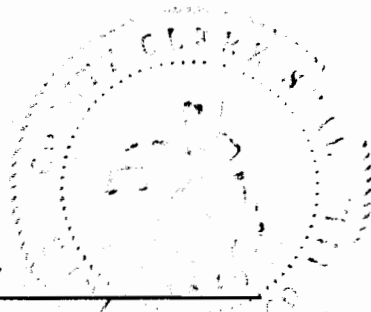
Tax Year 2017

Assessed		Equalized	Exemptions	Amount	State Category	Original Taxable	Net Taxable	Overlapping County Data		
Land:	31,578,570	31,578,570	Improvement:	580,406	Farm:	1,819,348	1,819,348			
Farm Land:	759,786	759,786	Owner Occupd:	18,103,175	Residential:	87,817,540	87,817,540			
Building:	135,312,168	135,312,168	Elderly:	5,606,530	Commercial:	43,895,742	43,618,516			
Farm Building:	25,874	25,874	Dis. Veteran:	54,283	Industrial:	4,274,513	4,116,949			
State Assessed:	150,607	150,607	Sen Freeze:	2,638,155	Mineral:	0	0			
	<u>167,827,005</u>	<u>167,827,005</u>	Abatement:	0	Pollution Control:	0	0			
Under 150 EAV:	154	154	Developers:	0	State Railroad:	150,607	150,607			
	<u>167,826,851</u>	<u>167,826,851</u>	50% Owner Occupied:	18,000	Local Railroad:	3,280	3,280			
			Part Exempt:	0		<u>137,961,030</u>	<u>137,526,240</u>			
			Returning Veteran:	0						
			Disabled Person:	274,692	Other Information:	County Total	District Total			
			Disabled 50% Veteran:	45,000	PTELL:					
			Disabled 70% Veteran:	749,733	New Property EAV:	1,366,840	1,366,840			
			Leasehold Owner:	1,778,347	Annexations EAV:	25,527	25,527			
			Natural Disaster:	0	Disconnection EAV:	0	0			
			Disabled 30% Veteran:	17,500	Recovered TIF EAV:	0	0			
				<u>29,865,821</u>	Aggregate Extension:	253,789				
					Rate Increase:	0.00000				
					TIF Loss EAV:	0				
					EZ EAV Reduction:	434,790				
					EZ Tax Reduction:	827.67				
					Industrial Tax Abatement:	0.00				

State Equalization: 1.00000

Fund	Levy Request	State Max Rate	Full Calc'd Rate	Capped Rate	Calculated Taxes	PTELL Factor	PTELL Rate	Final Rate (w/overrides)	Final Taxes	% of Total
028 Library Bldg & Equip	27,100	0.02000	0.01965	0.01971	27,192.12	0.98241	0.01937	0.01937	26,638.82	10.18
016 Library Corp Taylorville Libry	239,354	0.60000	0.17350	0.17405	240,121.17	0.98241	0.17099	0.17099	235,155.96	89.82
	<u>266,454</u>		<u>0.19315</u>	<u>0.19376</u>	<u>267,313.29</u>		<u>0.19036</u>	<u>0.19036</u>	<u>261,794.78</u>	<u>100.00</u>

Michael C. Gianasi



I, Michael C. Gianasi, County Clerk for Christian County Illinois, do hereby certify this report to be a true and complete copy of the 2017 extension information.

District Extension Summary

DPLD - DOYLE PUB LBRY DIST

Tax Year 2017

Assessed		Equalized	Exemptions	Amount	State Category	Original Taxable	Net Taxable	Overlapping County Data	
Land:	100,592	100,592	Improvement:	0	Farm:	73,723	73,723	Montgomery	34,941,455 Estimate
Farm Land:	36,557	36,557	Owner Occupd:	120,000	Residential:	375,716	375,716	Total	34,941,455
Building:	578,118	578,118	Elderly:	20,000	Commercial:	106,273	106,273		
Farm Building:	15,000	15,000	Dis. Veteran:	0	Industrial:	0	0		
State Assessed:	57,499	57,499	Sen Freeze:	2,365	Mineral:	0	0		
	787,766	787,766	Abatement:	0	Pollution Control:	0	0		
Under 150 EAV:	10	10	Developers:	0	State Railroad:	57,499	57,499		
	787,756	787,756	50% Owner Occupied:	0	Local Railroad:	28,180	28,180		
			Part Exempt:	0		641,391	641,391		
			Returning Veteran:	0	Other information:		County Total	District Total	
State Equalization: 1.00000			Disabled Person:	4,000	PTELL:				
			Disabled 50% Veteran:	0	New Property EAV:	0	190,505		
			Disabled 70% Veteran:	0	Annexations EAV:	0	0		
			Leasehold Owner:	0	Disconnection EAV:	0	0		
			Natural Disaster:	0	Recovered TIF EAV:	0	0		
			Disabled 30% Veteran:	0	Aggregate Extension:	0			
				146,365	Rate Increase:	0.00000			
					TIF Loss EAV:	0			
					EZ EAV Reduction:	0			
					EZ Tax Reduction:	0.00			
					Industrial Tax Abatement:	0.00			

Fund	Levy Request	State Max Rate	Full Calc'd Rate	Capped Rate	Calculated Taxes	PTELL Factor	PTELL Rate	Final Rate (w/overrides)	Final Taxes	% of Total
001 Library Corporate	51,100	0.15000	0.14361	0.14361	921.10			0.14361	921.06	100.00
	51,100		0.14361	0.14361	921.10			0.14361	921.06	100.00

Michael C. Gianasi



I, Michael C. Gianasi, County Clerk for Christian County Illinois, do hereby certify this report to be a true and complete copy of the 2017 extension information.


District Extension Summary

FD01 - ASSUMPTION FPD

Tax Year 2017

Assessed	Equalized	Exemptions	Amount	State Category	Original Taxable	Net Taxable	Overlapping County Data
Land:	3,455,886	3,455,886	Improvement:	191,034	Farm:	14,789,949	Shelby 11,044,038 Actual
Farm Land:	9,344,537	9,344,537	Owner Occupd:	2,866,061	Residential:	7,792,625	Total 11,044,038
Building:	18,779,654	18,779,654	Elderly:	763,349	Commercial:	4,122,769	
Farm Building:	1,527,020	1,527,020	Dis. Veteran:	0	Industrial:	1,979,192	
State Assessed:	40,620	40,620	Sen Freeze:	254,914	Mineral:	65,216	
	33,147,717	33,147,717	Abatement:	0	Pollution Control:	0	
Under 150 EAV:	1,032	1,032	Developers:	0	State Railroad:	40,620	
	33,146,685	33,146,685	50% Owner Occupied:	3,000	Local Railroad:	180	
			Part Exempt:	0		28,790,551	28,583,653
			Returning Veteran:	0			
State Equalization: 1.00000			Disabled Person:	22,300	Other information:	County Total	District Total
			Disabled 50% Veteran:	0	PTELL:		
			Disabled 70% Veteran:	119,749	New Property EAV:	170,584	244,082
			Leaschold Owner:	133,227	Annexations EAV:	0	0
			Natural Disaster:	0	Disconnection EAV:	0	0
			Disabled 30% Veteran:	2,500	Recovered TIF EAV:	0	0
				4,356,134	Aggregate Extension:	136,499	
					Rate Increase:	0.00000	
					TIF Loss EAV:	206,898	
					EZ EAV Reduction:	0	
					EZ Tax Reduction:	0.00	
					Industrial Tax Abatement:	0.00	

Fund	Levy Request	State Max Rate	Full Calc'd Rate	Capped Rate	Calculated Taxes	PTELL Factor	PTELL Rate	Final Rate (w/overrides)	Final Taxes	% of Total
001 Corporate	58,792	0.40000	0.14760	0.14837	42,716.54	0.98470	0.14610	0.14610	41,760.70	41.29
035 Insurance	18,000	0.00000	0.04519	0.04543	13,079.55	0.98470	0.04474	0.04474	12,788.32	12.64
064 Ambulance Service	65,611	0.30000	0.16471	0.16557	47,668.52	0.98470	0.16304	0.16304	46,602.77	46.07
	142,403		0.35750	0.35937	103,464.60		0.35388	0.35388	101,151.79	100.00



Michael C. Gianasi

I, Michael C. Gianasi, County Clerk for Christian County Illinois, do hereby certify this report to be a true and complete copy of the 2017 extension information.

District Extension Summary

FD02 - BLUE MOUND FPD

Tax Year 2017

Assessed		Equalized	Exemptions	Amount	State Category	Original Taxable	Net Taxable	Overlapping County Data	
Land:	447,905	447,905	Improvement:	8,963	Farm:	8,288,157	8,288,157	Macon	35,170,147 Actual
Farm Land:	6,324,759	6,324,759	Owner Occupd:	270,943	Residential:	23,202	23,202	Total	35,170,147
Building:	2,242,873	2,242,873	Elderly:	95,000	Commercial:	608,819	608,819		
Farm Building:	382,970	382,970	Dis. Veteran:	0	Industrial:	0	0		
State Assessed:	126,497	126,497	Sen Freeze:	45,743	Mineral:	8,006	8,006		
	9,525,004	9,525,004	Abatement:	0	Pollution Control:	0	0		
Under 150 EAV:	330	330	Developers:	0	State Railroad:	126,497	126,497		
	9,524,674	9,524,674	50% Owner Occupied:	0	Local Railroad:	0	0		
			Part Exempt:	0		9,054,681	9,054,681		
			Returning Veteran:	0	Other Information:		County Total	District Total	
State Equalization: 1.00000			Disabled Person:	4,000	PTELL:				
			Disabled 50% Veteran:	5,000	New Property EAV:	0	0		
			Disabled 70% Veteran:	40,344	Annexations EAV:	0	0		
			Leasehold Owner:	0	Disconnection EAV:	0	0		
			Natural Disaster:	0	Recovered TIF EAV:	0	0		
			Disabled 30% Veteran:	0	Aggregate Extension:	0			
				469,993	Rate Increase:	0.00000			
					TIF Loss EAV:	0			
					EZ EAV Reduction:	0			
					EZ Tax Reduction:	0.00			
					Industrial Tax Abatement:	0.00			

Fund	Levy Request	State Max Rate	Full Calc'd Rate	Capped Rate	Calculated Taxes	PTELL Factor	PTELL Rate	Final Rate (w/overrides)	Final Taxes	% of Total
001 Corporate	136,940	0.30000	0.30965	0.30000	27,164.04			0.30000	27,164.07	73.95
049 Emer Rescue Crews & Equip	22,823	0.05000	0.05161	0.05000	4,527.34			0.05000	4,527.35	12.33
027 Audit	2,282	0.00500	0.00516	0.00500	452.73			0.00500	452.73	1.23
035 Insurance	22,400	0.00000	0.05066	0.05066	4,587.10			0.05066	4,587.11	12.49
	184,445		0.41708	0.40566	36,731.22			0.40566	36,731.26	100.00

Michael C. Gianasi

I, Michael C. Gianasi, County Clerk for Christian County Illinois, do hereby certify this report to be a true and complete copy of the 2017 extension information.

District Extension Summary

FD03 - EDINBURG FPD

Tax Year 2017

Assessed	Equalized	Exemptions	Amount	State Category	Original Taxable	Net Taxable	Overlapping County Data
Land:	6,205,502	6,205,502	Improvement:	196,040	Farm:	28,860,224	28,860,224
Farm Land:	14,901,325	14,901,325	Owner Occupd:	3,612,519	Residential:	10,183,300	10,183,300
Building:	25,046,125	25,046,125	Elderly:	932,266	Commercial:	2,108,560	2,108,560
Farm Building:	1,684,396	1,684,396	Dis. Veteran:	0	Industrial:	968,107	968,107
State Assessed:	0	0	Sen Freeze:	428,911	Mineral:	148,682	148,682
	47,837,348	47,837,348	Abatement:	0	Pollution Control:	0	0
Under 150 EAV:	8,442	8,442	Developers:	0	State Railroad:	0	0
	47,828,906	47,828,906	50% Owner Occupied:	0	Local Railroad:	0	0
			Part Exempt:	0		42,268,873	42,268,873
			Returning Veteran:	0			
State Equalization: 1.00000			Disabled Person:	49,000			
			Disabled 50% Veteran:	5,000			
			Disabled 70% Veteran:	191,068			
			Leasehold Owner:	137,729			
			Natural Disaster:	0			
			Disabled 30% Veteran:	7,500			
				5,560,033			

Other information:	County Total	District Total
PTELL:		
New Property EAV:	610,360	610,360
Annexations EAV:	0	0
Disconnection EAV:	0	0
Recovered TIF EAV:	0	0
Aggregate Extension:	67,565	
Rate Increase:	0.00000	
TIF Loss EAV:	0	
EZ EAV Reduction:	0	
EZ Tax Reduction:	0.00	
Industrial Tax Abatement:	0.00	

Fund	Levy Request	State Max Rate	Full Calc'd Rate	Capped Rate	Calculated Taxes	PTELL Factor	PTELL Rate	Final Rate (w/overrides)	Final Taxes	% of Total
001 Corporate	58,940	0.40000	0.13945	0.13945	58,943.94	0.98666	0.13759	0.13759	58,157.59	83.08
035 Insurance	12,000	0.00000	0.02839	0.02839	12,000.13	0.98666	0.02802	0.02802	11,843.71	16.92
	70,940		0.16784	0.16784	70,944.08		0.16561	0.16561	70,001.30	100.00

Michael C. Gianasi

I, Michael C. Gianasi, County Clerk for Christian County Illinois, do hereby certify this report to be a true and complete copy of the 2017 extension information.

District Extension Summary

FD04 - MT. AUBURN FPD

Tax Year 2017

	Assessed	Equalized	Exemptions	Amount	State Category	Original Taxable	Net Taxable	Overlapping County Data
Land:	3,480,510	3,480,510	Improvement:	161,236	Farm:	26,532,070	26,532,070	
Farm Land:	16,057,359	16,057,359	Owner Occup:	2,451,829	Residential:	3,982,753	3,982,753	
Building:	15,714,964	15,714,964	Elderly:	592,396	Commercial:	2,272,020	2,272,020	
Farm Building:	1,313,653	1,313,653	Dis. Veteran:	0	Industrial:	64,610	64,610	
State Assessed:	5,794	5,794	Sen Freeze:	227,690	Mineral:	114,188	114,188	
	36,572,280	36,572,280	Abatement:	0	Pollution Control:	0	0	
Under 150 EAV:	5,311	5,311	Developers:	0	State Railroad:	5,382	5,382	
	36,566,969	36,566,969	50% Owner Occupied:	6,000	Local Railroad:	0	0	
			Part Exempt:	0		32,971,023	32,971,023	
			Returning Veteran:	0				
State Equalization: 1.00000			Disabled Person:	48,000	Other information:	County Total	District Total	
			Disabled 50% Veteran:	0	PTELL:			
			Disabled 70% Veteran:	72,795	New Property EAV:	177,971	177,971	
			Leasehold Owner:	36,000	Annexations EAV:	0	0	
			Natural Disaster:	0	Disconnection EAV:	0	0	
			Disabled 30% Veteran:	0	Recovered TIF EAV:	0	0	
				3,595,946	Aggregate Extension:	99,255		
					Rate Increase:	0.00000		
					TIF Loss EAV:	0		
					EZ EAV Reduction:	0		
					EZ Tax Reduction:	0.00		
					Industrial Tax Abatement:	0.00		

Fund	Levy Request	State Max Rate	Full Calc'd Rate	Capped Rate	Calculated Taxes	PTELL Factor	PTELL Rate	Final Rate (w/overrides)	Final Taxes	% of Total
001 Corporate	80,215	0.40000	0.24329	0.24329	80,215.20	0.97764	0.23786	0.23786	78,424.70	76.96
049 Emer Rescue Crews & Equip	15,500	0.05000	0.04702	0.04702	15,502.98	0.97764	0.04597	0.04597	15,156.75	14.87
035 Insurance	8,500	0.00000	0.02579	0.02579	8,503.23	0.97764	0.02522	0.02522	8,315.27	8.16
	104,215		0.31610	0.31610	104,221.40		0.30905	0.30905	101,896.72	100.00

I, Michael C. Gianasi, County Clerk for Christian County Illinois, do hereby certify this report to be a true and complete copy of the 2017 extension information.


District Extension Summary

FD05 - MOWEAQUA FPD

Tax Year 2017

Assessed		Equalized	Exemptions	Amount	State Category	Original Taxable	Net Taxable	Overlapping County Data	
Land:	1,378,984	1,378,984	Improvement:	16,432	Farm:	9,821,527	9,821,527	Shelby	39,518,298 Actual
Farm Land:	4,685,515	4,685,515	Owner Occupd:	675,222	Residential:	700,655	700,655	Total	39,518,298
Building:	5,345,317	5,345,317	Elderly:	149,391	Commercial:	109,513	109,513		
Farm Building:	290,964	290,964	Dis. Veteran:	0	Industrial:	0	0		
State Assessed:	10,597	10,597	Sen Freeze:	120,336	Mineral:	83,302	83,302		
	11,711,377	11,711,377	Abatement:	0	Pollution Control:	0	0		
Under 150 EAV:	402	402	Developers:	0	State Railroad:	10,597	10,597		
	11,710,975	11,710,975	50% Owner Occupied:	0	Local Railroad:	0	0		
			Part Exempt:	0		10,725,594	10,725,594		
			Returning Veteran:	0					
			Disabled Person:	18,000	Other information:	County Total	District Total		
			Disabled 50% Veteran:	0	PTELL:				
			Disabled 70% Veteran:	0	New Property EAV:	0	248,786		
			Leasehold Owner:	6,000	Annexations EAV:	0	0		
			Natural Disaster:	0	Disconnection EAV:	0	0		
			Disabled 30% Veteran:	0	Recovered TIF EAV:	0	0		
				985,381	Aggregate Extension:	89,639			
					Rate Increase:	0.00000			
					TIF Loss EAV:	0			
					EZ EAV Reduction:	0			
					EZ Tax Reduction:	0.00			
					Industrial Tax Abatement:	0.00			

Fund	Levy Request	State Max Rate	Full Calc'd Rate	Capped Rate	Calculated Taxes	PTELL Factor	PTELL Rate	Final Rate (w/overrides)	Final Taxes	% of Total
001 Corporate	89,300	0.40000	0.17774	0.17774	19,063.67	0.97737	0.17372	0.17372	18,632.39	94.89
027 Audit	800	0.00500	0.00160	0.00160	171.61	0.97737	0.00157	0.00157	168.39	0.86
035 Insurance	4,000	0.00000	0.00797	0.00797	854.83	0.97737	0.00779	0.00779	835.52	4.25
	94,100		0.18731	0.18731	20,090.11		0.18308	0.18308	19,636.30	100.00



Michael C. Gianasi

I, Michael C. Gianasi, County Clerk for Christian County Illinois, do hereby certify this report to be a true and complete copy of the 2017 extension information.

District Extension Summary

FD06 - NIANTIC FPD

Tax Year 2017

Assessed	Equalized	Exemptions	Amount	State Category	Original Taxable	Net Taxable	Overlapping County Data		
Land:	265,818	Improvement:	12,825	Farm:	3,267,757	3,267,757	Macon	25,862,373 Actual	
Farm Land:	2,186,180	Owner Occupd:	162,000	Residential:	0	0	Total	25,862,373	
Building:	924,133	Elderly:	37,322	Commercial:	4,587	4,587			
Farm Building:	122,773	Dis. Veteran:	0	Industrial:	0	0			
State Assessed:	0	Sen Freeze:	14,287	Mineral:	0	0			
	3,498,904	Abatement:	0	Pollution Control:	0	0			
Under 150 EAV:	126	Developers:	0	State Railroad:	0	0			
	3,498,778	50% Owner Occupied:	0	Local Railroad:	0	0			
		Part Exempt:	0		3,272,344	3,272,344			
		Returning Veteran:	0	Other information:		County Total	District Total		
State Equalization: 1.00000		Disabled Person:	0	PTELL:					
		Disabled 50% Veteran:	0	New Property EAV:	0	0			
		Disabled 70% Veteran:	0	Annexations EAV:	0	0			
		Leasehold Owner:	0	Disconnection EAV:	0	0			
		Natural Disaster:	0	Recovered TIF EAV:	0	0			
		Disabled 30% Veteran:	0	Aggregate Extension:	0	0			
			226,434	Rate Increase:	0.00000				
				TIF Loss EAV:	0				
				EZ EAV Reduction:	0				
				EZ Tax Reduction:	0.00				
				Industrial Tax Abatement:	0.00				

Fund	Levy Request	State Max Rate	Full Calc'd Rate	Capped Rate	Calculated Taxes	PTELL Factor	PTELL Rate	Final Rate (w/overrides)	Final Taxes	% of Total
001 Corporate	90,727	0.30000	0.31141	0.30000	9,817.03			0.30000	9,817.01	81.79
010 Equipment	10,000	0.05000	0.03433	0.03433	1,123.40			0.03433	1,123.39	9.36
027 Audit	450	0.00500	0.00155	0.00155	50.72			0.00155	50.72	0.42
035 Insurance	9,000	0.00000	0.03090	0.03090	1,011.15			0.03090	1,011.15	8.42
	110,177		0.37819	0.36678	12,002.30			0.36678	12,002.27	100.00

Michael C. Gianasi



I, Michael C. Gianasi, County Clerk for Christian County Illinois, do hereby certify this report to be a true and complete copy of the 2017 extension information.

District Extension Summary

FD07 - OWANECO FPD


Tax Year 2017

Assessed		Equalized	Exemptions	Amount	State Category	Original Taxable	Net Taxable	Overlapping County Data	
Land:	2,019,396	2,019,396	Improvement:	147,243	Farm:	19,169,009	19,169,009		
Farm Land:	11,136,686	11,136,686	Owner Occupd:	1,474,270	Residential:	1,507,059	1,507,059		
Building:	8,991,796	8,991,796	Elderly:	389,069	Commercial:	629,770	629,770		
Farm Building:	1,496,492	1,496,492	Dis. Veteran:	0	Industrial:	0	0		
State Assessed:	83	83	Sen Freeze:	159,376	Mineral:	72,768	72,768		
	23,644,453	23,644,453	Abatement:	0	Pollution Control:	0	0		
Under 150 EAV:	93	93	Developers:	0	State Railroad:	0	0		
	23,644,360	23,644,360	50% Owner Occupied:	0	Local Railroad:	0	0		
			Part Exempt:	0		21,378,606	21,378,606		
			Returning Veteran:	0	Other information:		County Total	District Total	
			Disabled Person:	27,343	PTELL:				
			Disabled 50% Veteran:	5,000	New Property EAV:	173,095	173,095		
			Disabled 70% Veteran:	45,453	Annexations EAV:	0	0		
			Leasehold Owner:	18,000	Disconnection EAV:	0	0		
			Natural Disaster:	0	Recovered TIF EAV:	0	0		
			Disabled 30% Veteran:	0	Aggregate Extension:	57,845			
				2,265,754	Rate Increase:	0.00000			
					TIF Loss EAV:	0			
					EZ EAV Reduction:	0			
					EZ Tax Reduction:	0.00			
					Industrial Tax Abatement:	0.00			

State Equalization: 1.00000

Fund	Levy Request	State Max Rate	Full Calc'd Rate	Capped Rate	Calculated Taxes	PTELL Factor	PTELL Rate	Final Rate (w/overrides)	Final Taxes	% of Total
001 Corporate	74,884	0.40000	0.35028	0.35028	74,884.98	0.79514	0.27853	0.27853	59,545.92	100.00
	74,884		0.35028	0.35028	74,884.98		0.27853	0.27853	59,545.92	100.00

Michael C. Gianasi



I, Michael C. Gianasi, County Clerk for Christian County Illinois, do hereby certify this report to be a true and complete copy of the 2017 extension information.

District Extension Summary

5/24/2018 12:54 pm

FD09 - ROCHESTER FPD

Tax Year 2017

Assessed	Equalized	Exemptions	Amount	State Category	Original Taxable	Net Taxable	Overlapping County Data	
Land:	22,999	Improvement:	0	Farm:	209,384	209,384	Sangamon	187,933,319 Actual
Farm Land:	17,871	Owner Occupd:	12,000	Residential:	0	0	Total	187,933,319
Building:	156,914	Elderly:	0	Commercial:	0	0		
Farm Building:	23,600	Dis. Veteran:	0	Industrial:	0	0		
State Assessed:	0	Sen Freeze:	0	Mineral:	0	0		
	221,384	Abatement:	0	Pollution Control:	0	0		
		Developers:	0	State Railroad:	0	0		
		50% Owner Occupied:	0	Local Railroad:	0	0		
		Part Exempt:	0		209,384	209,384		
		Returning Veteran:	0					
State Equalization: 1.00000		Disabled Person:	0	Other information:	County Total	District Total		
		Disabled 50% Veteran:	0	PTELL:				
		Disabled 70% Veteran:	0	New Property EAV:	11,600	1,018,724		
		Leasehold Owner:	0	Annexations EAV:	0	0		
		Natural Disaster:	0	Disconnection EAV:	0	0		
		Disabled 30% Veteran:	0	Recovered TIF EAV:	0	0		
			12,000	Aggregate Extension:	531,811			
				Rate Increase:	0.00000			
				TIF Loss EAV:	0			
				EZ EAV Reduction:	0			
				EZ Tax Reduction:	0.00			
				Industrial Tax Abatement:	0.00			

Fund	Levy Request	State Max Rate	Full Calc'd Rate	Capped Rate	Calculated Taxes	PTELL Factor	PTELL Rate	Final Rate (w/overrides)	Final Taxes	% of Total
001 Corporate	503,300	0.40000	0.26751	0.26751	560.12	0.97698	0.26136	0.26136	547.24	90.06
027 Audit	5,500	0.00500	0.00293	0.00293	6.13	0.97698	0.00287	0.00287	6.01	0.99
035 Insurance	50,000	0.00000	0.02658	0.02658	55.65	0.97698	0.02597	0.02597	54.38	8.95
	558,800		0.29702	0.29702	621.91		0.29020	0.29020	607.63	100.00



Michael C. Gianasi

I, Michael C. Gianasi, County Clerk for Christian County Illinois, do hereby certify this report to be a true and complete copy of the 2017 extension information.

District Extension Summary

5/24/2018 12:54 pm

FD10 - STONINGTON FPD

Tax Year 2017

Assessed	Equalized	Exemptions	Amount	State Category	Original Taxable	Net Taxable	Overlapping County Data
Land:	3,973,128	3,973,128	Improvement:	128,829	Farm:	32,126,268	31,025,574
Farm Land:	19,875,622	19,875,622	Owner Occupd:	2,900,949	Residential:	6,340,985	6,315,690
Building:	22,219,725	22,219,725	Elderly:	741,521	Commercial:	4,585,700	3,797,183
Farm Building:	1,811,319	1,811,319	Dis. Veteran:	0	Industrial:	0	0
State Assessed:	764,469	764,469	Sen Freeze:	298,014	Mineral:	353,790	353,790
	48,644,263	48,644,263	Abatement:	0	Pollution Control:	0	0
Under 150 EAV:	243	243	Developers:	0	State Railroad:	764,417	746,917
	48,644,020	48,644,020	50% Owner Occupied:	0	Local Railroad:	246,920	246,920
			Part Exempt:	0		44,418,080	42,486,074
			Returning Veteran:	0			
State Equalization: 1.00000			Disabled Person:	48,000	Other information:	County Total	District Total
			Disabled 50% Veteran:	0	PTELL:		
			Disabled 70% Veteran:	76,127	New Property EAV:	233,974	233,974
			Leasehold Owner:	30,000	Annexations EAV:	0	0
			Natural Disaster:	0	Disconnection EAV:	0	0
			Disabled 30% Veteran:	2,500	Recovered TIF EAV:	0	0
				4,225,940	Aggregate Extension:	127,244	
					Rate Increase:	0.00000	
					TIF Loss EAV:	1,932,006	
					EZ EAV Reduction:	0	
					EZ Tax Reduction:	0.00	
					Industrial Tax Abatement:	0.00	

Fund	Levy Request	State Max Rate	Full Calc'd Rate	Capped Rate	Calculated Taxes	PTELL Factor	PTELL Rate	Final Rate (w/overrides)	Final Taxes	% of Total
001 Corporate	95,605	0.40000	0.21524	0.22503	99,954.01	0.97775	0.22003	0.22003	93,482.02	71.55
027 Audit	2,000	0.00500	0.00451	0.00471	2,092.09	0.97775	0.00461	0.00461	1,958.61	1.50
035 Insurance	16,000	0.00000	0.03603	0.03766	16,727.85	0.97775	0.03683	0.03683	15,647.61	11.98
049 Emer Rescue Crews & Equip	20,000	0.05000	0.04503	0.04708	20,912.03	0.97775	0.04604	0.04604	19,560.57	14.97
	133,605		0.30081	0.31448	139,685.98		0.30751	0.30751	130,648.81	100.00

Michael C. Gianasi

I, Michael C. Gianasi, County Clerk for Christian County Illinois, do hereby certify this report to be a true and complete copy of the 2017 extension information.

District Extension Summary

FD13 - MORRISONVILLE-PALMER FPD

Tax Year 2017

Assessed		Equalized	Exemptions	Amount	State Category	Original Taxable	Net Taxable	Overlapping County Data	
Land:	4,367,104	4,367,104	Improvement:	343,892	Farm:	32,007,832	32,007,832	Montgomery	572,658 Estimate
Farm Land:	20,431,117	20,431,117	Owner Occupd:	3,615,881	Residential:	8,093,655	8,093,655	Total	572,658
Building:	21,057,192	21,057,192	Elderly:	1,001,737	Commercial:	2,777,077	2,777,077		
Farm Building:	3,129,475	3,129,475	Dis. Veteran:	0	Industrial:	0	0		
State Assessed:	851,983	851,983	Sen Freeze:	466,263	Mineral:	216,325	216,325		
	49,836,871	49,836,871	Abatement:	0	Pollution Control:	0	0		
Under 150 EAV:	179	179	Developers:	0	State Railroad:	851,893	851,893		
	49,836,692	49,836,692	50% Owner Occupied:	0	Local Railroad:	96,560	96,560		
			Part Exempt:	0		44,043,342	44,043,342		
			Returning Veteran:	0	Other information:		County Total	District Total	
State Equalization: 1.00000			Disabled Person:	42,982	PTELL:				
			Disabled 50% Veteran:	5,000	New Property EAV:	321,571	321,571		
			Disabled 70% Veteran:	125,476	Annexations EAV:	0	0		
			Leasehold Owner:	189,619	Disconnection EAV:	0	0		
			Natural Disaster:	0	Recovered TIF EAV:	0	0		
			Disabled 30% Veteran:	2,500	Aggregate Extension:	0	0		
				5,793,350	Rate Increase:	0.00000			
					TIF Loss EAV:	0			
					EZ EAV Reduction:	0			
					EZ Tax Reduction:	0.00			
					Industrial Tax Abatement:	0.00			

Fund	Levy Request	State Max Rate	Full Calc'd Rate	Capped Rate	Calculated Taxes	PTELL Factor	PTELL Rate	Final Rate (w/overrides)	Final Taxes	% of Total
001 Corporate	84,665	0.40000	0.18977	0.18977	83,581.05			0.18977	83,581.23	86.68
027 Audit	1,000	0.00500	0.00225	0.00225	990.98			0.00225	990.98	1.03
035 Insurance	12,000	0.00000	0.02690	0.02690	11,847.66			0.02690	11,847.69	12.29
	97,665		0.21892	0.21892	96,419.68			0.21892	96,419.90	100.00

Michael C. Gianasi

I, Michael C. Gianasi, County Clerk for Christian County Illinois, do hereby certify this report to be a true and complete copy of the 2017 extension information.

District Extension Summary


FD15 - MIDLAND FPD

Tax Year 2017

Assessed	Equalized	Exemptions	Amount	State Category	Original Taxable	Net Taxable	Overlapping County Data
Land:	4,942,815	4,942,815	Improvement:	260,060	Farm:	11,839,877	11,839,877
Farm Land:	7,805,204	7,805,204	Owner Occupd:	4,875,084	Residential:	12,247,939	12,247,939
Building:	29,813,952	29,813,952	Elderly:	1,367,148	Commercial:	1,648,067	1,648,067
Farm Building:	843,208	843,208	Dis. Veteran:	0	Industrial:	8,877,749	8,877,749
State Assessed:	657,392	657,392	Sen Freeze:	387,289	Mineral:	253,458	253,458
	44,062,571	44,062,571	Abatement:	0	Pollution Control:	0	0
Under 150 EAV:	983	983	Developers:	0	State Railroad:	633,891	633,891
	44,061,588	44,061,588	50% Owner Occupied:	3,000	Local Railroad:	1,022,230	1,022,230
			Part Exempt:	0		36,523,211	36,523,211
			Returning Veteran:	5,000			
State Equalization: 1.00000			Disabled Person:	122,473	Other information:	County Total	District Total
			Disabled 50% Veteran:	0	PTELL:		
			Disabled 70% Veteran:	275,332	New Property EAV:	430,685	430,685
			Leasehold Owner:	235,491	Annexations EAV:	0	0
			Natural Disaster:	0	Disconnection EAV:	0	0
			Disabled 30% Veteran:	7,500	Recovered TIF EAV:	0	0
				7,538,377	Aggregate Extension:	106,315	
					Rate Increase:	0.00000	
					TIF Loss EAV:	0	
					EZ EAV Reduction:	0	
					EZ Tax Reduction:	0.00	
					Industrial Tax Abatement:	0.00	

Fund	Levy Request	State Max Rate	Full Calc'd Rate	Capped Rate	Calculated Taxes	PTELL Factor	PTELL Rate	Final Rate (w/overrides)	Final Taxes	% of Total
001 Corporate	98,630	0.40000	0.27005	0.27005	98,630.93	0.98397	0.26573	0.26573	97,052.92	88.35
035 Insurance	13,000	0.00000	0.03560	0.03560	13,002.26	0.98397	0.03503	0.03503	12,794.05	11.65
	111,630		0.30565	0.30565	111,633.19		0.30076	0.30076	109,846.97	100.00

Michael C. Gianasi



I, Michael C. Gianasi, County Clerk for Christian County Illinois, do hereby certify this report to be a true and complete copy of the 2017 extension information.

District Extension Summary

FD17 - TAYLORVILLE FPD

Tax Year 2017

Assessed		Equalized	Exemptions	Amount	State Category	Original Taxable	Net Taxable	Overlapping County Data		
Land:	14,414,516	14,414,516	Improvement:	578,125	Farm:	33,181,060	33,155,066			
Farm Land:	11,834,363	11,834,363	Owner Occupd:	6,943,542	Residential:	30,417,346	30,417,346			
Building:	52,864,586	52,864,586	Elderly:	1,770,641	Commercial:	2,853,754	2,836,280			
Farm Building:	1,325,029	1,325,029	Dis. Veteran:	0	Industrial:	2,834,650	2,731,750			
State Assessed:	2,071,920	2,071,920	Sen Freeze:	821,999	Mineral:	216,780	216,780			
	82,510,414	82,510,414	Abatement:	0	Pollution Control:	0	0			
Under 150 EAV:	32	32	Developers:	0	State Railroad:	2,068,606	2,068,606			
	82,510,382	82,510,382	50% Owner Occupied:	3,000	Local Railroad:	3,570	3,570			
			Part Exempt:	2,500		71,575,766	71,429,398			
			Returning Veteran:	0						
			Disabled Person:	87,783						
			Disabled 50% Veteran:	15,000						
			Disabled 70% Veteran:	597,678						
			Leasehold Owner:	106,848						
			Natural Disaster:	0						
			Disabled 30% Veteran:	7,500						
				10,934,616						
			State Equalization: 1.00000							

Other information:	County Total	District Total
PTELL:		
New Property EAV:	638,679	638,679
Annexations EAV:	0	0
Disconnection EAV:	28,913	28,913
Recovered TIF EAV:	0	0
Aggregate Extension:	142,620	
Rate Increase:	0.00000	
TIF Loss EAV:	0	
EZ EAV Reduction:	146,368	
EZ Tax Reduction:	300.97	
Industrial Tax Abatement:	0.00	

Fund	Levy Request	State Max Rate	Full Calc'd Rate	Capped Rate	Calculated Taxes	PTELL Factor	PTELL Rate	Final Rate (w/overrides)	Final Taxes	% of Total
001 Corporate	146,262	0.40000	0.20435	0.20477	146,565.70	0.98078	0.20084	0.20084	143,458.98	97.67
027 Audit	794	0.00500	0.00111	0.00112	801.65	0.98078	0.00110	0.00110	785.72	0.53
035 Insurance	2,682	0.00000	0.00375	0.00376	2,691.25	0.98078	0.00369	0.00369	2,635.75	1.79
	149,738		0.20921	0.20965	150,058.59		0.20563	0.20563	146,880.45	100.00

Michael C. Gianasi

I, Michael C. Gianasi, County Clerk for Christian County Illinois, do hereby certify this report to be a true and complete copy of the 2017 extension information.

District Extension Summary

5/24/2018 12:54 pm

FD18 - RAYMOND FPD

Tax Year 2017

Assessed		Equalized	Exemptions	Amount	State Category	Original Taxable	Net Taxable	Overlapping County Data	
Land:	250,227	250,227	Improvement:	5,140	Farm:	3,537,582	3,537,582	Macoupin	259,337 Estimate
Farm Land:	2,396,678	2,396,678	Owner Occupd:	210,000	Residential:	375,716	375,716	Montgomery	47,919,107 Estimate
Building:	1,220,210	1,220,210	Elderly:	30,000	Commercial:	106,273	106,273	Total	48,178,444
Farm Building:	448,676	448,676	Dis. Veteran:	0	Industrial:	13,525	13,525		
State Assessed:	190,896	190,896	Sen Freeze:	2,365	Mineral:	1,000	1,000		
	4,506,687	4,506,687	Abatement:	0	Pollution Control:	0	0		
Under 150 EAV:	10	10	Developers:	0	State Railroad:	190,896	190,896		
	4,506,677	4,506,677	50% Owner Occupied:	0	Local Railroad:	28,180	28,180		
			Part Exempt:	0		4,253,172	4,253,172		
			Returning Veteran:	0					
			Disabled Person:	6,000	Other information:	County Total	District Total		
			Disabled 50% Veteran:	0	PTELL:				
			Disabled 70% Veteran:	0	New Property EAV:	0	284,350		
			Leasehold Owner:	0	Annexations EAV:	0	38,470		
			Natural Disaster:	0	Disconnection EAV:	0	0		
			Disabled 30% Veteran:	0	Recovered TIF EAV:	0	0		
					Aggregate Extension:	0			
				253,505	Rate Increase:	0.00000			
					TIF Loss EAV:	0			
					EZ EAV Reduction:	0			
					EZ Tax Reduction:	0.00			
					Industrial Tax Abatement:	0.00			

State Equalization: 1.00000

Fund	Levy Request	State Max Rate	Full Calc'd Rate	Capped Rate	Calculated Taxes	PTELL Factor	PTELL Rate	Final Rate (w/overrides)	Final Taxes	% of Total
001 Corporate	144,300	0.30000	0.27522	0.27522	11,705.58			0.27522	11,705.59	90.24
027 Audit	2,600	0.00500	0.00496	0.00496	210.96			0.00496	210.96	1.63
035 Insurance	13,000	0.00000	0.02480	0.02480	1,054.79			0.02480	1,054.79	8.13
	159,900		0.30498	0.30498	12,971.32			0.30498	12,971.34	100.00



Michael C. Gianasi

I, Michael C. Gianasi, County Clerk for Christian County Illinois, do hereby certify this report to be a true and complete copy of the 2017 extension information.

District Extension Summary

FD19 - NOKOMIS AREA FIRE PROT DISTRIC


Tax Year 2017

Assessed		Equalized	Exemptions	Amount	State Category	Original Taxable	Net Taxable	Overlapping County Data	
Land:	276,918	276,918	Improvement:	5,511	Farm:	4,617,722	4,617,722	Montgomery	37,011,239 Estimate
Farm Land:	2,863,109	2,863,109	Owner Occupd:	216,000	Residential:	0	0	Total	37,011,239
Building:	1,292,154	1,292,154	Elderly:	20,000	Commercial:	15,369	15,369		
Farm Building:	529,380	529,380	Dis. Veteran:	0	Industrial:	0	0		
State Assessed:	0	0	Sen Freeze:	11,057	Mineral:	71,877	71,877		
	4,961,561	4,961,561	Abatement:	0	Pollution Control:	0	0		
Under 150 EAV:	25	25	Developers:	0	State Railroad:	0	0		
	4,961,536	4,961,536	50% Owner Occupied:	0	Local Railroad:	0	0		
			Part Exempt:	0		4,704,968	4,704,968		
			Returning Veteran:	0					
			Disabled Person:	4,000	Other information:	County Total	District Total		
			Disabled 50% Veteran:	0	PTELL:				
			Disabled 70% Veteran:	0	New Property EAV:	4,000	378,219		
			Leasehold Owner:	0	Annexations EAV:	0	0		
			Natural Disaster:	0	Disconnection EAV:	0	0		
			Disabled 30% Veteran:	0	Recovered TIF EAV:	0	0		
				256,568	Aggregate Extension:	0			
					Rate Increase:	0.00000			
					TIF Loss EAV:	0			
					EZ EAV Reduction:	0			
					EZ Tax Reduction:	0.00			
					Industrial Tax Abatement:	0.00			

State Equalization: 1.00000

Fund	Levy Request	State Max Rate	Full Calc'd Rate	Capped Rate	Calculated Taxes	PTELL Factor	PTELL Rate	Final Rate (w/overrides)	Final Taxes	% of Total
001 Corporate	120,700	0.30000	0.28934	0.28934	13,613.35			0.28934	13,613.36	92.61
035 Insurance	9,445	0.00000	0.02265	0.02265	1,065.68			0.02265	1,065.68	7.25
047 Social Security	185	0.00000	0.00045	0.00045	21.17			0.00045	21.17	0.14
	130,330		0.31244	0.31244	14,700.20			0.31244	14,700.21	100.00

Michael C. Gianasi



I, Michael C. Gianasi, County Clerk for Christian County Illinois, do hereby certify this report to be a true and complete copy of the 2017 extension information.

District Extension Summary

JC26 - LLCC JC 526 DISTRICT 4

Tax Year 2017

Assessed	Equalized	Exemptions	Amount	State Category	Original Taxable	Net Taxable	Overlapping County Data	
Land:	68,477,335	Improvement:	2,310,334	Farm:	167,554,080	167,528,086	Bond	5,164,500 Actual
Farm Land:	91,444,546	Owner Occupd:	41,748,109	Residential:	154,726,518	154,726,518	Cass	153,407,827 Estimate
Building:	294,611,715	Elderly:	11,745,718	Commercial:	56,731,644	56,436,944	Dewitt	831,829 Actual
Farm Building:	10,817,424	Dis. Veteran:	54,283	Industrial:	17,392,020	17,131,556	Fayette	140,914 Estimate
State Assessed:	4,778,151	Sen Freeze:	5,149,407	Mineral:	1,324,593	1,324,593	Greene	39,408 Actual
	470,129,171	Abatement:	0	Pollution Control:	0	0	Logan	147,677,596 Actual
Under 150 EAV:	15,436	Developers:	0	State Railroad:	4,750,834	4,750,834	Macon	261,891 Actual
	470,113,735	50% Owner Occupied:	30,000	Local Railroad:	1,226,460	1,226,460	Macoupin	180,939,378 Estimate
		Part Exempt:	2,500		403,706,149	403,124,991	Mason	63,424,329 Actual
		Returning Veteran:	5,000	Other Information:	County Total	District Total	Menard	282,930,855 Actual
State Equalization: 1.00000		Disabled Person:	664,273	PTELL:			Montgomery	415,782,691 Estimate
		Disabled 50% Veteran:	80,000	New Property EAV:	3,741,321	43,782,253	Morgan	552,051,009 Actual
		Disabled 70% Veteran:	2,067,428	Annexations EAV:	0	0	Sangamon	4,096,074,600 Actual
		Leasehold Owner:	2,508,034	Disconnection EAV:	0	0	Scott	57,027,164 Actual
		Natural Disaster:	0	Recovered TIF EAV:	0	0	Total	5,955,753,991
		Disabled 30% Veteran:	42,500	Aggregate Extension:	0			
			66,407,586	Rate Increase:	0.00000			
				TIF Loss EAV:	0			
				EZ EAV Reduction:	581,158			
				EZ Tax Reduction:	2,834.56			
				Industrial Tax Abatement:	0.00			

Fund	Levy Request	State Max Rate	Full Calc'd Rate	Capped Rate	Calculated Taxes	PTELL Factor	PTELL Rate	Final Rate (w/overrides)	Final Taxes	% of Total
002 Educational	17,449,287	0.27000	0.27439	0.27000	1,090,006.60			0.27000	1,088,437.51	55.36
003 2008A Go Bond	0	0.00000	0.00000	0.00000	0.00			0.00000	0.00	0.00
004 Building	4,523,889	0.07000	0.07114	0.07000	282,594.30			0.07000	282,187.50	14.35
027 Audit	68,700	0.00500	0.00109	0.00109	4,400.40			0.00109	4,394.06	0.22
035 Insurance	4,500,000	0.00000	0.07077	0.07077	285,702.84			0.07077	285,291.57	14.51
047 Social Security	500,000	0.00000	0.00787	0.00787	31,771.67			0.00787	31,725.94	1.61
141 Health Safety	1,721,500	0.05000	0.02707	0.02708	109,323.63			0.02708	109,166.25	5.55
003 2016 Go Ref Bond	451,850	0.00000	0.00711	0.00711	28,703.51			0.00711	28,662.19	1.46
003 2017 Go Re Bond	2,150,450	0.00000	0.03382	0.03382	136,533.42			0.03382	136,336.88	6.93
	31,365,676		0.49326	0.48774	1,969,036.37			0.48774	1,966,201.90	100.00

Michael C. Gianasi

I, Michael C. Gianasi, County Clerk for Christian County Illinois, do hereby certify this report to be a true and complete copy of the 2017 extension information.

District Extension Summary

MAD2 - MAD#2 STONINGTON/PRAIRIETON

Tax Year 2017

Assessed		Equalized	Exemptions	Amount	State Category	Original Taxable	Net Taxable	Overlapping County Data		
Land:	4,068,254	4,068,254	Improvement:	72,763	Farm:	31,923,503	30,822,809			
Farm Land:	19,713,982	19,713,982	Owner Occupd:	2,970,697	Residential:	6,866,031	6,840,736			
Building:	22,837,390	22,837,390	Elderly:	758,481	Commercial:	4,613,117	3,824,600			
Farm Building:	1,522,604	1,522,604	Dis. Veteran:	0	Industrial:	0	0			
State Assessed:	685,394	685,394	Sen Freeze:	377,886	Mineral:	152,142	152,142			
	<u>48,827,624</u>	<u>48,827,624</u>	Abatement:	0	Pollution Control:	0	0			
Under 150 EAV:	615	615	Developers:	0	State Railroad:	685,342	667,842			
	<u>48,827,009</u>	<u>48,827,009</u>	50% Owner Occupied:	0	Local Railroad:	246,920	246,920			
			Part Exempt:	0		<u>44,487,055</u>	<u>42,555,049</u>			
			Returning Veteran:	0						
			Disabled Person:	60,000	Other information:	County Total	District Total			
			Disabled 50% Veteran:	0	PTELL:					
			Disabled 70% Veteran:	76,127	New Property EAV:	40,269	40,269			
			Leasehold Owner:	24,000	Annexations EAV:	0	0			
			Natural Disaster:	0	Disconnection EAV:	0	0			
			Disabled 30% Veteran:	0	Recovered TIF EAV:	0	0			
				<u>4,339,954</u>	Aggregate Extension:	6,002				
					Rate Increase:	0.00000				
					TIF Loss EAV:	1,932,006				
					EZ EAV Reduction:	0				
					EZ Tax Reduction:	0.00				
					Industrial Tax Abatement:	0.00				

State Equalization: 1.00000

Fund	Levy Request	State Max Rate	Full Calc'd Rate	Capped Rate	Calculated Taxes	PTELL Factor	PTELL Rate	Final Rate (w/overrides)	Final Taxes	% of Total
147 Assessment Fund	6,000	0.00000	0.01349	0.01410	6,272.67			0.01410	6,000.47	100.00
	<u>6,000</u>		<u>0.01349</u>	<u>0.01410</u>	<u>6,272.67</u>			<u>0.01410</u>	<u>6,000.47</u>	<u>100.00</u>



I, Michael C. Gianasi, County Clerk for Christian County Illinois, do hereby certify this report to be a true and complete copy of the 2017 extension information.

District Extension Summary

MAD3 - MAD#3 BEAR CREEK/JOHNSON/KING

Tax Year 2017

Assessed	Equalized	Exemptions	Amount	State Category	Original Taxable	Net Taxable	Overlapping County Data
Land:	5,766,881	5,766,881	Improvement:	269,396	Farm:	34,845,468	34,845,468
Farm Land:	18,012,905	18,012,905	Owner Occupd:	2,915,872	Residential:	6,441,137	6,441,137
Building:	20,134,365	20,134,365	Elderly:	779,500	Commercial:	856,825	856,825
Farm Building:	3,163,598	3,163,598	Dis. Veteran:	0	Industrial:	31,325	31,325
State Assessed:	1,041,111	1,041,111	Sen Freeze:	212,418	Mineral:	253,130	253,130
	48,118,860	48,118,860	Abatement:	0	Pollution Control:	0	0
Under 150 EAV:	99	99	Developers:	0	State Railroad:	1,041,111	1,041,111
	48,118,761	48,118,761	50% Owner Occupied:	0	Local Railroad:	28,180	28,180
			Part Exempt:	0		43,497,176	43,497,176
			Returning Veteran:	0			
State Equalization: 1.00000			Disabled Person:	43,932	Other information:	County Total	District Total
			Disabled 50% Veteran:	5,000	PTELL:		
			Disabled 70% Veteran:	299,163	New Property EAV:	566,510	566,510
			Leasehold Owner:	91,304	Annexations EAV:	0	0
			Natural Disaster:	0	Disconnection EAV:	0	0
			Disabled 30% Veteran:	5,000	Recovered TIF EAV:	0	0
			4,621,585		Aggregate Extension:	4,940	
					Rate Increase:	0.00000	
					TIF Loss EAV:	0	
					EZ EAV Reduction:	0	
					EZ Tax Reduction:	0.00	
					Industrial Tax Abatement:	0.00	

Fund	Levy Request	State Max Rate	Full Calc'd Rate	Capped Rate	Calculated Taxes	PTELL Factor	PTELL Rate	Final Rate (w/overrides)	Final Taxes	% of Total
147 Assessment Fund	5,345	0.00000	0.01229	0.01229	5,345.80	0.95607	0.01176	0.01176	5,115.14	100.00
	5,345		0.01229	0.01229	5,345.80		0.01176	0.01176	5,115.14	100.00

Michael C. Gianasi

I, Michael C. Gianasi, County Clerk for Christian County Illinois, do hereby certify this report to be a true and complete copy of the 2017 extension information.

District Extension Summary

MAD4 - MAD#4 GREENWOOD/LOCUST/ROSAMON

Tax Year 2017

Assessed		Equalized	Exemptions	Amount	State Category	Original Taxable	Net Taxable	Overlapping County Data
Land:	3,331,208	3,331,208	Improvement:	135,296	Farm:	31,183,125	31,183,125	
Farm Land:	18,608,123	18,608,123	Owner Occupd:	2,440,902	Residential:	3,753,066	3,753,066	
Building:	15,646,995	15,646,995	Elderly:	632,636	Commercial:	1,390,322	1,390,322	
Farm Building:	2,880,477	2,880,477	Dis. Veteran:	0	Industrial:	0	0	
State Assessed:	704,875	704,875	Sen Freeze:	304,851	Mineral:	424,827	424,827	
	<u>41,171,678</u>	<u>41,171,678</u>	Abatement:	0	Pollution Control:	0	0	
Under 150 EAV:	118	118	Developers:	0	State Railroad:	704,792	704,792	
	<u>41,171,560</u>	<u>41,171,560</u>	50% Owner Occupied:	0	Local Railroad:	0	0	
			Part Exempt:	0		<u>37,456,132</u>	<u>37,456,132</u>	
			Returning Veteran:	0				
			Disabled Person:	27,893	Other information:	County Total	District Total	
			Disabled 50% Veteran:	5,000	PTELL:			
			Disabled 70% Veteran:	124,350	New Property EAV:	365,608	365,608	
			Leasehold Owner:	42,000	Annexations EAV:	0	0	
			Natural Disaster:	0	Disconnection EAV:	0	0	
			Disabled 30% Veteran:	<u>2,500</u>	Recovered TIF EAV:	0	0	
				3,715,428	Aggregate Extension:	4,702		
					Rate Increase:	0.00000		
					TIF Loss EAV:	0		
					EZ EAV Reduction:	0		
					EZ Tax Reduction:	0.00		
					Industrial Tax Abatement:	0.00		

State Equalization: 1.00000

Fund	Levy Request	State Max Rate	Full Calcd Rate	Capped Rate	Calculated Taxes	PTELL Factor	PTELL Rate	Final Rate (w/overrides)	Final Taxes	% of Total
147 Assessment Fund	4,700	0.00000	0.01255	0.01255	4,700.74			0.01255	4,701.00	100.00
	<u>4,700</u>		<u>0.01255</u>	<u>0.01255</u>	<u>4,700.74</u>			<u>0.01255</u>	<u>4,701.00</u>	<u>100.00</u>

Michael C. Gianasi



I, Michael C. Gianasi, County Clerk for Christian County Illinois, do hereby certify this report to be a true and complete copy of the 2017 extension information.

District Extension Summary


MPLD - MOWEAQUA PUB LBRY DIST

Tax Year 2017

Assessed		Equalized	Exemptions	Amount	State Category	Original Taxable	Net Taxable	Overlapping County Data	
Land:	1,525,689	1,525,689	Improvement:	16,432	Farm:	11,258,688	11,258,688	Shelby	41,182,342 Actual
Farm Land:	5,492,051	5,492,051	Owner Occupd:	771,222	Residential:	719,740	719,740	Total	41,182,342
Building:	5,961,399	5,961,399	Elderly:	174,391	Commercial:	109,513	109,513		
Farm Building:	304,474	304,474	Dis. Veteran:	0	Industrial:	0	0		
State Assessed:	21,900	21,900	Sen Freeze:	120,913	Mineral:	84,302	84,302		
	13,305,513	13,305,513	Abatement:	0	Pollution Control:	0	0		
Under 150 EAV:	412	412	Developers:	0	State Railroad:	21,900	21,900		
	13,305,101	13,305,101	50% Owner Occupied:	0	Local Railroad:	0	0		
			Part Exempt:	0		12,194,143	12,194,143		
			Returning Veteran:	0					
			Disabled Person:	22,000	Other Information:	County Total	District Total		
			Disabled 50% Veteran:	0	PTELL:				
			Disabled 70% Veteran:	0	New Property EAV:	0	248,168		
			Leasehold Owner:	6,000	Annexations EAV:	0	0		
			Natural Disaster:	0	Disconnection EAV:	0	0		
			Disabled 30% Veteran:	0	Recovered TIF EAV:	0	0		
				1,110,958	Aggregate Extension:	85,779			
					Rate Increase:	0.00000			
					TIF Loss EAV:	0			
					EZ EAV Reduction:	0			
					EZ Tax Reduction:	0.00			
					Industrial Tax Abatement:	0.00			

State Equalization: 1.00000

Fund	Levy Request	State Max Rate	Full Calc'd Rate	Capped Rate	Calculated Taxes	PTELL Factor	PTELL Rate	Final Rate (w/overrides)	Final Taxes	% of Total
001 Library Corporate	75,000	0.60000	0.14052	0.14052	17,135.21	0.98108	0.13787	0.13787	16,812.03	83.62
027 Audit	500	0.00500	0.00094	0.00094	114.62	0.98108	0.00093	0.00093	113.41	0.56
004 Library Building	11,050	0.02000	0.02071	0.02000	2,438.83	0.98108	0.01963	0.01963	2,393.71	11.91
035 Insurance	2,000	0.00000	0.00375	0.00375	457.28	0.98108	0.00368	0.00368	448.74	2.23
047 Social Security	1,500	0.00000	0.00282	0.00282	343.87	0.98108	0.00277	0.00277	337.78	1.68
	90,050		0.16874	0.16803	20,489.82		0.16488	0.16488	20,105.67	100.00



Michael C. Gianasi

I, Michael C. Gianasi, County Clerk for Christian County Illinois, do hereby certify this report to be a true and complete copy of the 2017 extension information.

District Extension Summary

PD01 - PRAIRIETON PARK DISTRICT

Tax Year 2017

Assessed	Equalized	Exemptions	Amount	State Category	Original Taxable	Net Taxable	Overlapping County Data
Land:	1,867,424	1,867,424	Improvement:	36,414	Farm:	15,745,009	15,745,009
Farm Land:	8,162,782	8,162,782	Owner Occupd:	947,721	Residential:	719,740	719,740
Building:	7,388,068	7,388,068	Elderly:	219,391	Commercial:	109,513	109,513
Farm Building:	651,370	651,370	Dis. Veteran:	0	Industrial:	0	0
State Assessed:	24,423	24,423	Sen Freeze:	163,392	Mineral:	90,012	90,012
	18,094,067	18,094,067	Abatement:	0	Pollution Control:	0	0
Under 150 EAV:	452	452	Developers:	0	State Railroad:	24,423	24,423
	18,093,615	18,093,615	50% Owner Occupied:	0	Local Railroad:	0	0
			Part Exempt:	0		16,688,697	16,688,697
			Returning Veteran:	0			
State Equalization: 1.00000			Disabled Person:	26,000	Other information:	County Total	District Total
			Disabled 50% Veteran:	0	PTELL:		
			Disabled 70% Veteran:	0	New Property EAV:	1,137	1,137
			Leasehold Owner:	12,000	Annexations EAV:	0	0
			Natural Disaster:	0	Disconnection EAV:	0	0
			Disabled 30% Veteran:	0	Recovered TIF EAV:	0	0
				1,404,918	Aggregate Extension:	4,401	
					Rate Increase:	0.00000	
					TIF Loss EAV:	0	
					EZ EAV Reduction:	0	
					EZ Tax Reduction:	0.00	
					Industrial Tax Abatement:	0.00	

Fund	Levy Request	State Max Rate	Full Calc'd Rate	Capped Rate	Calculated Taxes	PTELL Factor	PTELL Rate	Final Rate (w/overrides)	Final Taxes	% of Total
001 Corporate	4,400	0.10000	0.02637	0.02637	4,400.81			0.02637	4,400.61	100.00
	4,400		0.02637	0.02637	4,400.81			0.02637	4,400.61	100.00



Michael C. Gianasi

I, Michael C. Gianasi, County Clerk for Christian County Illinois, do hereby certify this report to be a true and complete copy of the 2017 extension information.

District Extension Summary

PD02 - TAYLORVILLE PARK DISTRICT

Tax Year 2017



Michael C. Gianasi

I, Michael C. Gianasi, County Clerk for Christian County Illinois, do hereby certify this report to be a true and complete copy of the 2017 extension information.

District Extension Summary

PD03 - STONINGTON PARK DISTRICT

Tax Year 2017

Assessed		Equalized	Exemptions	Amount	State Category	Original Taxable	Net Taxable	Overlapping County Data		
Land:	2,147,164	2,147,164	Improvement:	36,349	Farm:	14,674,776	13,574,082			
Farm Land:	10,242,241	10,242,241	Owner Occupd:	2,010,976	Residential:	6,146,291	6,120,996			
Building:	14,622,577	14,622,577	Elderly:	539,090	Commercial:	3,845,992	3,057,475			
Farm Building:	852,734	852,734	Dis. Veteran:	0	Industrial:	0	0			
State Assessed:	562,773	562,773	Sen Freeze:	214,494	Mineral:	27,590	27,590			
	28,427,489	28,427,489	Abatement:	0	Pollution Control:	0	0			
Under 150 EAV:	163	163	Developers:	0	State Railroad:	562,721	545,221			
	28,427,326	28,427,326	50% Owner Occupied:	0	Local Railroad:	246,920	246,920			
			Part Exempt:	0		25,504,290	23,572,284			
			Returning Veteran:	0						
			Disabled Person:	34,000	Other information:	County Total	District Total			
			Disabled 50% Veteran:	0	PTELL:					
			Disabled 70% Veteran:	76,127	New Property EAV:	39,132	39,132			
			Leasehold Owner:	12,000	Annexations EAV:	0	0			
			Natural Disaster:	0	Disconnection EAV:	0	0			
			Disabled 30% Veteran:	0	Recovered TIF EAV:	0	0			
				2,923,036	Aggregate Extension:	41,380				
					Rate Increase:	0.00000				
					TIF Loss EAV:	1,932,006				
					EZ EAV Reduction:	0				
					EZ Tax Reduction:	0.00				
					Industrial Tax Abatement:	0.00				

State Equalization: 1.00000

Fund	Levy Request	State Max Rate	Full Calc'd Rate	Capped Rate	Calculated Taxes	PTELL Factor	PTELL Rate	Final Rate (w/overrides)	Final Taxes	% of Total
001 Corporate	16,700	0.10000	0.06548	0.07085	18,069.79	0.99331	0.07038	0.07038	16,590.19	39.20
027 Audit	0	0.00500	0.00000	0.00000	0.00	0.99331		0.00000	0.00	0.00
035 Insurance	5,500	0.00000	0.02157	0.02334	5,952.70	0.99331	0.02319	0.02319	5,466.42	12.92
122 Recreation Program	19,500	0.12000	0.07646	0.08273	21,099.70	0.99331	0.08218	0.08218	19,371.72	45.77
125 Paving - Lighting	900	0.00500	0.00353	0.00382	974.26	0.99331	0.00380	0.00380	895.75	2.12
	42,600		0.16704	0.18074	46,096.45		0.17955	0.17955	42,324.08	100.00

Michael C. Gianasi

I, Michael C. Gianasi, County Clerk for Christian County Illinois, do hereby certify this report to be a true and complete copy of the 2017 extension information.

District Extension Summary

PD04 - EDINBURG PARK DISTRICT

Tax Year 2017

Assessed		Equalized	Exemptions	Amount	State Category	Original Taxable	Net Taxable	Overlapping County Data	
Land:	8,039,506	8,039,506	Improvement:	268,561	Farm:	45,213,275	45,213,275		
Farm Land:	24,772,020	24,772,020	Owner Occupd:	4,513,553	Residential:	10,649,358	10,649,358		
Building:	31,203,083	31,203,083	Elderly:	1,141,865	Commercial:	2,206,214	2,206,214		
Farm Building:	2,500,626	2,500,626	Dis. Veteran:	0	Industrial:	1,254,328	1,254,328		
State Assessed:	5,382	5,382	Sen Freeze:	519,739	Mineral:	225,980	225,980		
	66,520,617	66,520,617	Abatement:	0	Pollution Control:	0	0		
Under 150 EAV:	6,544	6,544	Developers:	0	State Railroad:	5,382	5,382		
	66,514,073	66,514,073	50% Owner Occupied:	6,000	Local Railroad:	0	0		
			Part Exempt:	0		59,554,537	59,554,537		
			Returning Veteran:	0	Other information:		County Total	District Total	
			Disabled Person:	64,000	PTELL:				
			Disabled 50% Veteran:	5,000	New Property EAV:	715,636	715,636		
			Disabled 70% Veteran:	283,589	Annexations EAV:	0	0		
			Leaschold Owner:	149,729	Disconnection EAV:	0	0		
			Natural Disaster:	0	Recovered TIF EAV:	0	0		
			Disabled 30% Veteran:	7,500	Aggregate Extension:	47,004			
				6,959,536	Rate Increase:	0.00000			
					TIF Loss EAV:	0			
					EZ EAV Reduction:	0			
					EZ Tax Reduction:	0.00			
					Industrial Tax Abatement:	0.00			

State Equalization: 1.00000

Fund	Levy Request	State Max Rate	Full Calc'd Rate	Capped Rate	Calculated Taxes	PTELL Factor	PTELL Rate	Final Rate (w/overrides)	Final Taxes	% of Total
001 Corporate	47,000	0.00000	0.07892	0.07892	47,000.44			0.07892	47,000.59	100.00
	47,000		0.07892	0.07892	47,000.44			0.07892	47,000.59	100.00

Michael C. Gianasi



I, Michael C. Gianasi, County Clerk for Christian County Illinois, do hereby certify this report to be a true and complete copy of the 2017 extension information.

District Extension Summary

RPLD - ROCHESTER PUB LBRY DIST

Tax Year 2017

Assessed		Equalized	Exemptions	Amount	State Category	Original Taxable	Net Taxable	Overlapping County Data	
Land:	591,162	591,162	Improvement:	36,591	Farm:	2,685,740	2,685,740	Sangamon	182,154,902 Actual
Farm Land:	504,721	504,721	Owner Occupd:	336,000	Residential:	291,494	291,494	Total	182,154,902
Building:	2,276,999	2,276,999	Elderly:	79,912	Commercial:	0	0		
Farm Building:	75,133	75,133	Dis. Veteran:	0	Industrial:	0	0		
State Assessed:	0	0	Sen Freeze:	423	Mineral:	9,553	9,553		
	3,448,015	3,448,015	Abatement:	0	Pollution Control:	0	0		
Under 150 EAV:	302	302	Developers:	0	State Railroad:	0	0		
	3,447,713	3,447,713	50% Owner Occupied:	0	Local Railroad:	0	0		
			Part Exempt:	0		2,986,787	2,986,787		
			Returning Veteran:	0					
			Disabled Person:	8,000	Other Information:	County Total	District Total		
			Disabled 50% Veteran:	0	PTELL:				
			Disabled 70% Veteran:	0	New Property EAV:	15,517	971,297		
			Leasehold Owner:	0	Annexations EAV:	0	0		
			Natural Disaster:	0	Disconnection EAV:	0	4,463,024		
			Disabled 30% Veteran:	0	Recovered TIF EAV:	0	0		
				460,926	Aggregate Extension:	454,249			
					Rate Increase:	0.00000			
					TIF Loss EAV:	0			
					EZ EAV Reduction:	0			
					EZ Tax Reduction:	0.00			
					Industrial Tax Abatement:	0.00			

State Equalization: 1.00000

Fund	Levy Request	State Max Rate	Full Calc'd Rate	Gapped Rate	Calculated Taxes	PTELL Factor	PTELL Rate	Final Rate (w/overrides)	Final Taxes	% of Total
001 Library Corporate	428,177	0.60000	0.23127	0.23127	6,907.54	0.95317	0.22044	0.22044	6,584.06	89.65
027 Audit	2,203	0.00500	0.00119	0.00119	35.54	0.95317	0.00114	0.00114	34.05	0.46
035 Insurance	23,129	0.00000	0.01250	0.01250	373.35	0.95317	0.01192	0.01192	356.02	4.85
047 Social Security	24,046	0.00000	0.01299	0.01299	387.98	0.95317	0.01239	0.01239	370.06	5.04
	477,555		0.25795	0.25795	7,704.42		0.24589	0.24589	7,344.19	100.00

Michael C. Gianasi

I, Michael C. Gianasi, County Clerk for Christian County Illinois, do hereby certify this report to be a true and complete copy of the 2017 extension information.

District Extension Summary

RTKL - RICKS TWP LBRY - KITCHELL

Tax Year 2017

Assessed		Equalized	Exemptions	Amount	State Category	Original Taxable	Net Taxable	Overlapping County Data	
Land:	2,520,810	2,520,810	Improvement:	227,613	Farm:	9,903,104	9,903,104		
Farm Land:	6,483,641	6,483,641	Owner Occupd:	2,388,427	Residential:	7,063,302	7,063,302		
Building:	13,234,454	13,234,454	Elderly:	602,073	Commercial:	2,267,854	2,267,854		
Farm Building:	844,786	844,786	Dis. Veteran:	0	Industrial:	0	0		
State Assessed:	348,294	348,294	Sen Freeze:	376,431	Mineral:	2,000	2,000		
	23,431,985	23,431,985	Abatement:	0	Pollution Control:	0	0		
Under 150 EAV:	90	90	Developers:	0	State Railroad:	348,204	348,204		
	23,431,895	23,431,895	50% Owner Occupied:	0	Local Railroad:	96,560	96,560		
			Part Exempt:	0		19,681,024	19,681,024		
			Returning Veteran:	0	Other information:		County Total	District Total	
State Equalization: 1.00000			Disabled Person:	29,050	PTELL:				
			Disabled 50% Veteran:	0	New Property EAV:	74,734	74,734		
			Disabled 70% Veteran:	22,962	Annexations EAV:	0	0		
			Leasehold Owner:	104,315	Disconnection EAV:	0	0		
			Natural Disaster:	0	Recovered TIF EAV:	0	0		
			Disabled 30% Veteran:	0	Aggregate Extension:	33,493			
				3,750,871	Rate Increase:	0.00000			
					TIF Loss EAV:	0			
					EZ EAV Reduction:	0			
					EZ Tax Reduction:	0.00			
					Industrial Tax Abatement:	0.00			

Fund	Levy Request	State Max Rate	Full Gale'd Rate	Capped Rate	Calculated Taxes	PTELL Factor	PTELL Rate	Final Rate (w/overrides)	Final Taxes	% of Total
016 Corporate	41,500	0.60000	0.21087	0.21087	41,501.38	0.81823	0.17255	0.17255	33,959.64	98.92
035 Insurance	119	0.00000	0.00061	0.00061	120.05	0.81823	0.00050	0.00050	98.41	0.29
047 Social Security	242	0.00000	0.00123	0.00123	242.08	0.81823	0.00101	0.00101	198.78	0.58
060 Unemployment Insurance	90	0.00000	0.00046	0.00046	90.53	0.81823	0.00038	0.00038	74.79	0.22
	41,951		0.21317	0.21317	41,954.04		0.17444	0.17444	34,331.62	100.00



Michael C. Gianasi

I, Michael C. Gianasi, County Clerk for Christian County Illinois, do hereby certify this report to be a true and complete copy of the 2017 extension information.

District Extension Summary

SD03 - UNIT SD #3 TAYLORVILLE

Tax Year 2017

	Assessed	Equalized	Exemptions	Amount	State Category	Original Taxable	Net Taxable	Overlapping County Data
Land:	54,955,831	54,955,831	Improvement:	1,584,354	Farm:	111,568,418	110,441,730	
Farm Land:	60,249,930	60,249,930	Owner Occupd:	31,503,119	Residential:	129,680,705	129,655,410	
Building:	233,312,606	233,312,606	Elderly:	8,986,176	Commercial:	54,583,755	53,500,538	
Farm Building:	5,943,247	5,943,247	Dis. Veteran:	54,283	Industrial:	7,206,003	6,945,539	
State Assessed:	2,999,770	2,999,770	Sen Freeze:	4,120,012	Mineral:	815,700	815,700	
	357,461,384	357,461,384	Abatement:	0	Pollution Control:	0	0	
Under 150 EAV:	5,728	5,728	Developers:	0	State Railroad:	2,995,992	2,978,492	
	357,455,656	357,455,656	50% Owner Occupied:	27,000	Local Railroad:	253,770	253,770	
			Part Exempt:	2,500		307,104,343	304,591,179	

State Equalization: 1.00000

Other information:	County Total	District Total
PTELL:		
New Property EAV:	2,666,803	2,666,803
Annexations EAV:	0	0
Disconnection EAV:	0	0
Recovered TIF EAV:	0	0
Aggregate Extension:	8,887,202	
Rate Increase:	1.85000	
TIF Loss EAV:	1,932,006	
EZ EAV Reduction:	581,158	
EZ Tax Reduction:	24,166.00	
Industrial Tax Abatement:	0.00	

Fund	Levy Request	State Max Rate	Full Calc'd Rate	Capped Rate	Calculated Taxes	PTELL Factor	PTELL Rate	Final Rate (w/override)	Final Taxes	% of Total
002 Educational	9,177,853	4.00000	2.98852	3.01318	9,253,606.64			2.85164	8,685,843.86	68.58
003 F & S Bonds	1,074,260	0.00000	0.34981	0.35269	1,083,126.31			0.35269	1,074,262.63	8.48
004 Building	1,338,702	0.75000	0.43592	0.43951	1,349,754.30			0.43808	1,334,353.03	10.54
005 Retirement	217,638	0.00000	0.07087	0.07146	219,456.76			0.07122	216,929.84	1.71
030 Transportation	607,903	0.00000	0.19795	0.19958	612,918.85			0.16621	506,261.00	4.00
031 Working Cash	125,804	0.05000	0.04097	0.04131	126,864.80			0.04117	125,400.19	0.99
032 Fire & Safety	127,174	0.10000	0.04142	0.04176	128,246.77			0.04162	126,770.85	1.00
033 Special Education	102,700	0.80000	0.03345	0.03372	103,555.58			0.03361	102,373.10	0.81
035 Insurance	247,841	0.00000	0.08071	0.08137	249,890.80			0.08110	247,023.45	1.95
047 Social Security	247,255	0.00000	0.08052	0.08118	249,307.31			0.08091	246,444.72	1.95
	13,267,130		4.32014	4.35576	13,376,728.13			4.15825	12,665,662.67	100.00

Michael C. Gianasi

I, Michael C. Gianasi, County Clerk for Christian County Illinois, do hereby certify this report to be a true and complete copy of the 2017 extension information.

District Extension Summary

5/24/2018 12:54 pm

SD04 - UNIT SD #4 EDINBURG

Tax Year 2017

	Assessed	Equalized	Exemptions	Amount	State Category	Original Taxable	Net Taxable	Overlapping County Data	
Land:	6,723,585	6,723,585	Improvement:	251,965	Farm:	33,353,169	33,353,169	Sangamon	69,720 Actual
Farm Land:	17,654,224	17,654,224	Owner Occupd:	3,792,519	Residential:	10,183,300	10,183,300	Total	69,720
Building:	26,552,319	26,552,319	Elderly:	987,266	Commercial:	2,108,560	2,108,560		
Farm Building:	1,978,651	1,978,651	Dis. Veteran:	0	Industrial:	1,158,198	1,158,198		
State Assessed:	0	0	Sen Freeze:	484,083	Mineral:	156,657	156,657		
	<u>52,908,779</u>	<u>52,908,779</u>	Abatement:	0	Pollution Control:	0	0		
Under 150 EAV:	8,442	8,442	Developers:	0	State Railroad:	0	0		
	<u>52,900,337</u>	<u>52,900,337</u>	50% Owner Occupied:	0	Local Railroad:	0	0		
			Part Exempt:	0		<u>46,959,884</u>	<u>46,959,884</u>		

State Equalization: 1.00000

Other Information:	County Total	District Total
PTELL:		
New Property EAV:	685,479	685,479
Annexations EAV:	0	0
Disconnection EAV:	0	0
Recovered TIF EAV:	0	0
Aggregate Extension:	1,719,430	
Rate Increase:	0.00000	
TIF Loss EAV:	0	
EZ EAV Reduction:	0	
EZ Tax Reduction:	0.00	
Industrial Tax Abatement:	0.00	

Fund	Levy Request	State Max Rate	Full Calc'd Rate	Capped Rate	Calculated Taxes	PTELL Factor	PTELL Rate	Final Rate (w/overrides)	Final Taxes	% of Total
002 Educational	1,407,000	4.00000	2.99174	2.99174	1,404,917.63	0.92882	2.77879	2.77879	1,304,916.83	70.97
004 Building	280,000	0.75000	0.59537	0.59537	279,585.06	0.92882	0.55300	0.55300	259,688.21	14.12
005 Retirement	6,000	0.00000	0.01276	0.01276	5,992.08	0.92882	0.01186	0.01186	5,569.44	0.30
030 Transportation	90,000	0.00000	0.19137	0.19137	89,867.13	0.92882	0.17775	0.17775	83,471.21	4.54
031 Working Cash	22,000	0.05000	0.04678	0.04678	21,967.83	0.92882	0.04346	0.04346	20,408.77	1.11
032 Fire & Safety	50,000	0.10000	0.10632	0.10000	46,959.88	0.92882	0.09289	0.09289	43,621.05	2.37
033 Special Education	17,000	0.80000	0.03615	0.03615	16,976.00	0.92882	0.03358	0.03358	15,769.13	0.86
035 Insurance	1,000	0.00000	0.00213	0.00213	1,000.25	0.92882	0.00198	0.00198	929.81	0.05
047 Social Security	10,000	0.00000	0.02127	0.02127	9,988.37	0.92882	0.01976	0.01976	9,279.28	0.50
057 Lease	38,000	0.10000	0.08081	0.08081	37,948.28	0.92882	0.07506	0.07506	35,248.10	1.92
003 General Obli Bonds	59,984	0.00000	0.12755	0.12755	59,897.33			0.12755	59,897.34	3.26
	<u>1,980,984</u>		<u>4.21225</u>	<u>4.20593</u>	<u>1,975,099.85</u>		<u>3.78813</u>	<u>3.91568</u>	<u>1,838,799.17</u>	<u>100.00</u>

Michael C. Gianasi

I, Michael C. Gianasi, County Clerk for Christian County Illinois, do hereby certify this report to be a true and complete copy of the 2017 extension information.

District Extension Summary

SD08 - UNIT SD #8 PANA-TOWER HILL

Tax Year 2017

Assessed		Equalized	Exemptions	Amount	State Category	Original Taxable	Net Taxable	Overlapping County Data	
Land:	13,232,174	13,232,174	Improvement:	552,765	Farm:	29,336,153	29,316,413	Montgomery	2,404,543 Estimate
Farm Land:	14,238,724	14,238,724	Owner Occupd:	12,177,804	Residential:	30,142,702	30,088,733	Shelby	32,808,280 Actual
Building:	64,042,569	64,042,569	Elderly:	3,666,057	Commercial:	13,851,161	13,209,250	Total	35,212,823
Farm Building:	2,338,169	2,338,169	Dis. Veteran:	0	Industrial:	551,006	444,760		
State Assessed:	2,236,386	2,236,386	Sen Freeze:	1,278,404	Mineral:	537,367	537,367		
	96,088,022	96,088,022	Abatement:	0	Pollution Control:	0	0		
Under 150 EAV:	829	829	Developers:	0	State Railroad:	2,236,226	2,005,698		
	96,087,193	96,087,193	50% Owner Occupied:	6,000	Local Railroad:	3,624	3,624		
			Part Exempt:	0		76,658,239	75,605,845		
			Returning Veteran:	0					
			Disabled Person:	259,742	Other information:	County Total	District Total		
			Disabled 50% Veteran:	10,853	PTELL:				
			Disabled 70% Veteran:	397,635	New Property EAV:	604,750	806,978		
			Leasehold Owner:	1,074,694	Annexations EAV:	0	0		
			Natural Disaster:	0	Disconnection EAV:	0	0		
			Disabled 30% Veteran:	5,000	Recovered TIF EAV:	0	0		
				19,428,954	Aggregate Extension:	0			
					Rate Increase:	0.00000			
					TIF Loss EAV:	927,037			
					EZ EAV Reduction:	125,357			
					EZ Tax Reduction:	5,748.56			
					Industrial Tax Abatement:	0.00			

State Equalization: 1.00000

Fund	Levy Request	State Max Rate	Full Calc'd Rate	Capped Rate	Calculated Taxes	PTELL Factor	PTELL Rate	Final Rate (w/overrides)	Final Taxes	% of Total
002 Educational	2,897,004	2.55000	2.58960	2.55000	1,954,785.09			2.55000	1,927,948.96	55.61
003 School Bonds	215,052	0.00000	0.19224	0.19406	148,762.98			0.19406	146,720.70	4.23
004 Building	568,040	0.50000	0.50777	0.50000	383,291.20			0.50000	378,029.21	10.90
005 Retirement	180,222	0.00000	0.16110	0.16263	124,669.29			0.16263	122,957.78	3.55
030 Transportation	227,216	0.20000	0.20311	0.20000	153,316.48			0.20000	151,211.68	4.36
031 Working Cash	56,804	0.05000	0.05078	0.05000	38,329.12			0.05000	37,802.92	1.09
032 Fire & Safety	56,804	0.05000	0.05078	0.05000	38,329.12			0.05000	37,802.92	1.09
033 Special Education	45,443	0.04000	0.04063	0.04000	30,663.30			0.04000	30,242.34	0.87
035 Insurance	666,250	0.00000	0.59556	0.60121	460,877.00			0.60121	454,549.88	13.11
047 Social Security	208,167	0.00000	0.18608	0.18785	144,002.50			0.18785	142,025.57	4.10
057 Lease	56,804	0.05000	0.05078	0.05000	38,329.12			0.05000	37,802.92	1.09
	5,177,806		4,62843	4.58575	3,515,355.19			4.58575	3,467,094.88	100.00

Michael C. Gianasi

I, Michael C. Gianasi, County Clerk for Christian County Illinois, do hereby certify this report to be a true and complete copy of the 2017 extension information.

District Extension Summary

SD09 - UNIT SD #9 SANGAMON VALLEY

Tax Year 2017

Assessed		Equalized	Exemptions		Amount	State Category	Original Taxable	Net Taxable	Overlapping County Data	
Land:	244,030	244,030	Improvement:	12,825	Farm:	2,512,891	2,512,891	Macon	51,919,354	Actual
Farm Land:	1,506,799	1,506,799	Owner Occupd:	156,000	Residential:	0	0	Sangamon	35,632,293	Actual
Building:	867,586	867,586	Elderly:	37,322	Commercial:	4,587	4,587	Total	87,551,647	
Farm Building:	119,623	119,623	Dis. Veteran:	0	Industrial:	0	0			
State Assessed:	0	0	Sen Freeze:	14,287	Mineral:	0	0			
	2,738,038	2,738,038	Abatement:	0	Pollution Control:	0	0			
Under 150 EAV:	126	126	Developers:	0	State Railroad:	0	0			
	2,737,912	2,737,912	50% Owner Occupied:	0	Local Railroad:	0	0			
			Part Exempt:	0		2,517,478	2,517,478			

State Equalization: 1.00000

Other Information:	County Total	District Total
PTELL:		
New Property EAV:	0	137,427
Annexations EAV:	0	0
Disconnection EAV:	0	0
Recovered TIF EAV:	0	0
Aggregate Extension:	0	
Rate Increase:	0.00000	
TIF Loss EAV:	0	
EZ EAV Reduction:	0	
EZ Tax Reduction:	0.00	
Industrial Tax Abatement:	0.00	

220,434

Fund	Levy Request	State Max Rate	Full Calc'd Rate	Capped Rate	Calculated Taxes	PTELL Factor	PTELL Rate	Final Rate (w/overrides)	Final Taxes	% of Total
002 Educational	3,281,758	3.60000	3.64360	3.60000	90,629.21			3.60000	90,629.24	69.66
003 Go Bonds	163,814	0.00000	0.18188	0.18188	4,578.79			0.18188	4,578.79	3.52
004 Building	501,380	0.55000	0.55667	0.55000	13,846.13			0.55000	13,846.13	10.64
005 Retirement	83,047	0.00000	0.09221	0.09221	2,321.37			0.09221	2,321.37	1.78
030 Transportation	182,320	0.20000	0.20243	0.20000	5,034.96			0.20000	5,034.96	3.87
031 Working Cash	10,000	0.05000	0.01111	0.01111	279.69			0.01111	279.69	0.21
032 Fire & Safety	45,580	0.05000	0.05061	0.05000	1,258.74			0.05000	1,258.74	0.97
033 Special Education	36,464	0.04000	0.04049	0.04000	1,006.99			0.04000	1,006.99	0.77
035 Insurance	196,430	0.00000	0.21812	0.21812	5,491.12			0.21812	5,491.12	4.22
047 Social Security	156,977	0.00000	0.17429	0.17429	4,387.71			0.17429	4,387.71	3.37
057 Lease	45,580	0.05000	0.05061	0.05000	1,258.74			0.05000	1,258.74	0.97
	4,703,370		5.22202	5.16761	130,093.44			5.16761	130,093.48	100.00

Michael C. Gianasi

I, Michael C. Gianasi, County Clerk for Christian County Illinois, do hereby certify this report to be a true and complete copy of the 2017 extension information.

District Extension Summary

SD11 - UNIT SD #11 PAWNEE

Tax Year 2017

Assessed	Equalized	Exemptions	Amount	State Category	Original Taxable	Net Taxable	Overlapping County Data
Land:	919,574	Improvement:	33,648	Farm:	7,579,156	7,579,156	Montgomery 2,627,821 Estimate
Farm Land:	5,533,526	Owner Occupd:	192,000	Residential:	9,139	9,139	Sangamon 55,398,712 Actual
Building:	10,976,316	Elderly:	40,000	Commercial:	82,415	82,415	Total 58,026,533
Farm Building:	477,741	Dis. Veteran:	0	Industrial:	8,764,186	8,764,186	
State Assessed:	816,161	Sen Freeze:	6,773	Mineral:	120,420	120,420	
	18,723,318	Abatement:	0	Pollution Control:	0	0	
		Developers:	0	State Railroad:	792,711	792,711	
		50% Owner Occupied:	0	Local Railroad:	1,094,870	1,094,870	
		Part Exempt:	0		18,442,897	18,442,897	
		Returning Veteran:	0				
State Equalization: 1.00000		Disabled Person:	2,000	Other information:	County Total	District Total	
		Disabled 50% Veteran:	0	PTELL:			
		Disabled 70% Veteran:	0	New Property EAV:	10,103	403,843	
		Leasehold Owner:	6,000	Annexations EAV:	0	0	
		Natural Disaster:	0	Disconnection EAV:	0	0	
		Disabled 30% Veteran:	0	Recovered TIF EAV:	0	0	
			280,421	Aggregate Extension:	0		
				Rate Increase:	0.00000		
				TIF Loss EAV:	0		
				EZ EAV Reduction:	0		
				EZ Tax Reduction:	0.00		
				Industrial Tax Abatement:	0.00		

Fund	Levy Request	State Max Rate	Full Calc'd Rate	Capped Rate	Calculated Taxes	PTELL Factor	PTELL Rate	Final Rate (w/overrides)	Final Taxes	% of Total
002 Educational	1,523,267	1.84000	1.99200	1.84000	339,349.30			1.84000	339,349.30	46.47
004 Building	413,931	0.50000	0.54131	0.50000	92,214.49			0.50000	92,214.49	12.63
005 Retirement	100,000	0.00000	0.13078	0.13078	24,119.62			0.13078	24,119.62	3.30
030 Transportation	165,572	0.20000	0.21653	0.20000	36,885.79			0.20000	36,885.79	5.05
031 Working Cash	41,393	0.05000	0.05414	0.05000	9,221.45			0.05000	9,221.45	1.26
032 Fire & Safety	41,393	0.05000	0.05414	0.05000	9,221.45			0.05000	9,221.45	1.26
033 Special Education	33,114	0.04000	0.04331	0.04000	7,377.16			0.04000	7,377.16	1.01
035 Insurance	520,000	0.00000	0.68002	0.68002	125,415.39			0.68002	125,415.39	17.17
047 Social Security	135,000	0.00000	0.17655	0.17655	32,560.93			0.17655	32,560.93	4.46
057 Lease	41,393	0.05000	0.05414	0.05000	9,221.45			0.05000	9,221.45	1.26
003 General Obli Bonds	185,245	0.00000	0.24225	0.24225	44,677.92			0.24225	44,677.92	6.12
	3,200,308		4.18517	3.95960	730,264.95			3.95960	730,264.95	100.00

Michael C. Gianasi

I, Michael C. Gianasi, County Clerk for Christian County Illinois, do hereby certify this report to be a true and complete copy of the 2017 extension information.

District Extension Summary

5/24/2018 12:54 pm

SD14 - UNIT SD #14 SOUTH FORK

Tax Year 2017

	Assessed	Equalized	Exemptions	Amount	State Category	Original Taxable	Net Taxable	Overlapping County Data
Land:	4,055,871	4,055,871	Improvement:	190,769	Farm:	3,964,177	3,964,177	
Farm Land:	2,151,690	2,151,690	Owner Occupd:	4,629,084	Residential:	12,238,800	12,238,800	
Building:	18,863,755	18,863,755	Elderly:	1,312,148	Commercial:	1,571,809	1,571,809	
Farm Building:	224,840	224,840	Dis. Veteran:	0	Industrial:	250,108	250,108	
State Assessed:	460,795	460,795	Sen Freeze:	354,102	Mineral:	151,431	151,431	
	25,756,951	25,756,951	Abatement:	0	Pollution Control:	0	0	
Under 150 EAV:	983	983	Developers:	0	State Railroad:	460,744	460,744	
	25,755,968	25,755,968	50% Owner Occupied:	3,000	Local Railroad:	0	0	
			Part Exempt:	0		18,637,069	18,637,069	

State Equalization: 1.00000

Other information: County Total District Total

PTELL:		
New Property EAV:	360,475	360,475
Annexations EAV:	0	0
Disconnection EAV:	0	0
Recovered TIF EAV:	0	0
Aggregate Extension:	732,101	
Rate Increase:	0.00000	
TIF Loss EAV:	0	
EZ EAV Reduction:	0	
EZ Tax Reduction:	0.00	
Industrial Tax Abatement:	0.00	

Fund	Levy Request	State Max Rate	Full Calc'd Rate	Capped Rate	Calculated Taxes	PTELL Factor	PTELL Rate	Final Rate (w/overrides)	Final Taxes	% of Total
002 Educational	512,750	4.00000	2.75124	2.75124	512,750.50	0.99168	2.72835	2.72835	508,484.37	56.20
003 Various Purpose Bonds	142,253	0.00000	0.76328	0.76328	142,253.02			0.76328	142,252.99	15.72
004 Building	90,232	0.75000	0.48416	0.48416	90,233.23	0.99168	0.48014	0.48014	89,484.00	9.89
005 Retirement	21,747	0.00000	0.11669	0.11669	21,747.60	0.99168	0.11572	0.11572	21,566.81	2.38
030 Transportation	56,993	0.00000	0.30581	0.30581	56,994.02	0.99168	0.30327	0.30327	56,520.63	6.25
031 Working Cash	5,100	0.05000	0.02737	0.02737	5,100.97	0.99168	0.02715	0.02715	5,059.96	0.56
032 Fire & Safety	10,271	0.10000	0.05512	0.05512	10,272.75	0.99168	0.05467	0.05467	10,188.88	1.13
033 Special Education	11,213	0.80000	0.06017	0.06017	11,213.92	0.99168	0.05967	0.05967	11,120.74	1.23
035 Insurance	35,929	0.00000	0.19279	0.19279	35,930.41	0.99168	0.19119	0.19119	35,632.20	3.94
047 Social Security	20,532	0.00000	0.11017	0.11017	20,532.46	0.99168	0.10926	0.10926	20,362.86	2.25
057 Lease	3,838	0.10000	0.02060	0.02060	3,839.24	0.99168	0.02043	0.02043	3,807.55	0.42
109 Prior Year Adjs	279	0.00000	0.00150	0.00150	279.56			0.00150	279.56	0.03
	911,137		4.88890	4.88890	911,147.67		4.08985	4.85463	904,760.55	100.00

District Extension Summary

SD14 - UNIT SD #14 SOUTH FORK

Tax Year 2017



Michael C. Gianasi

I, Michael C. Gianasi, County Clerk for Christian County Illinois, do hereby certify this report to be a true and complete copy of the 2017 extension information.

District Extension Summary

SD15 - UNIT SD #15 MERIDIAN

Tax Year 2017

Assessed		Equalized	Exemptions	Amount	State Category	Original Taxable	Net Taxable	Overlapping County Data	
Land:	387,140	387,140	Improvement:	8,963	Farm:	6,705,135	6,705,135	Macon	109,971,860 Actual
Farm Land:	5,027,003	5,027,003	Owner Occupd:	215,589	Residential:	0	0	Total	109,971,860
Building:	1,414,337	1,414,337	Elderly:	80,000	Commercial:	31,655	31,655		
Farm Building:	292,270	292,270	Dis. Veteran:	0	Industrial:	0	0		
State Assessed:	119,517	119,517	Sen Freeze:	31,807	Mineral:	3,227	3,227		
	<u>7,240,267</u>	<u>7,240,267</u>	Abatement:	0	Pollution Control:	0	0		
Under 150 EAV:	30	30	Developers:	0	State Railroad:	119,517	119,517		
	<u>7,240,237</u>	<u>7,240,237</u>	50% Owner Occupied:	0	Local Railroad:	0	0		
			Part Exempt:	0		<u>6,859,534</u>	<u>6,859,534</u>		
			Returning Veteran:	0					
			Disabled Person:	4,000	Other Information:	County Total	District Total		
			Disabled 50% Veteran:	0	PTELL:				
			Disabled 70% Veteran:	40,344	New Property EAV:	0	0		
			Leasehold Owner:	0	Annexations EAV:	0	0		
			Natural Disaster:	0	Disconnection EAV:	0	0		
			Disabled 30% Veteran:	0	Recovered TIF EAV:	0	0		
				<u>380,703</u>	Aggregate Extension:	0			
					Rate Increase:	0.00000			
					TIF Loss EAV:	0			
					EZ EAV Reduction:	0			
					EZ Tax Reduction:	0.00			
					Industrial Tax Abatement:	0.00			

State Equalization: 1.00000

Fund	Levy Request	State Max Rate	Full Calc'd Rate	Gapped Rate	Calculated Taxes	PTELL Factor	PTELL Rate	Final Rate (w/overrides)	Final Taxes	% of Total
002 Educational	3,023,832	2.50000	2.58821	2.50000	171,488.35			2.50000	171,488.37	61.10
003 School Bonds	421,641	0.00000	0.36090	0.36090	24,756.06			0.36090	24,756.06	8.82
004 Building	604,766	0.50000	0.51764	0.50000	34,297.67			0.50000	34,297.67	12.22
005 Retirement	87,500	0.00000	0.07490	0.07490	5,137.79			0.07490	5,137.79	1.83
030 Transportation	241,907	0.20000	0.20706	0.20000	13,719.07			0.20000	13,719.07	4.89
031 Working Cash	60,477	0.05000	0.05177	0.05000	3,429.77			0.05000	3,429.77	1.22
032 Fire & Safety	40,000	0.05000	0.03424	0.03424	2,348.70			0.03424	2,348.70	0.84
033 Special Education	48,381	0.04000	0.04142	0.04000	2,743.81			0.04000	2,743.81	0.98
035 Insurance	300,000	0.00000	0.25679	0.25679	17,614.60			0.25679	17,614.60	6.28
047 Social Security	87,500	0.00000	0.07490	0.07490	5,137.79			0.07490	5,137.79	1.83
	<u>4,916,064</u>		<u>4,20783</u>	<u>4.09173</u>	<u>280,673.61</u>			<u>4.09173</u>	<u>280,673.63</u>	<u>100.00</u>

Michael C. Gianasi

I, Michael C. Gianasi, County Clerk for Christian County Illinois, do hereby certify this report to be a true and complete copy of the 2017 extension information.

District Extension Summary

SD3A - UNIT SD #3A ROCHESTER

Tax Year 2017

Assessed		Equalized	Exemptions	Amount	State Category	Original Taxable	Net Taxable	Overlapping County Data	
Land:	591,162	591,162	Improvement:	36,591	Farm:	2,685,740	2,685,740	Sangamon	268,132,654 Actual
Farm Land:	504,721	504,721	Owner Occupd:	336,000	Residential:	291,494	291,494	Total	268,132,654
Building:	2,276,999	2,276,999	Elderly:	79,912	Commercial:	0	0		
Farm Building:	75,133	75,133	Dis. Veteran:	0	Industrial:	0	0		
State Assessed:	0	0	Sen Freeze:	423	Mineral:	9,553	9,553		
	3,448,015	3,448,015	Abatement:	0	Pollution Control:	0	0		
Under 150 EAV:	302	302	Developers:	0	State Railroad:	0	0		
	3,447,713	3,447,713	50% Owner Occupied:	0	Local Railroad:	0	0		
			Part Exempt:	0		2,986,787	2,986,787		
			Returning Veteran:	0					
			Disabled Person:	8,000	Other information:	County Total	District Total		
			Disabled 50% Veteran:	0	PTELL:				
			Disabled 70% Veteran:	0	New Property EAV:	15,517	1,337,071		
			Leasehold Owner:	0	Annexations EAV:	0	0		
			Natural Disaster:	0	Disconnection EAV:	0	0		
			Disabled 30% Veteran:	0	Recovered TIF EAV:	0	0		
				460,926	Aggregate Extension:	9,331,314			
					Rate Increase:	0.00000			
					TIF Loss EAV:	0			
					EZ EAV Reduction:	0			
					EZ Tax Reduction:	0.00			
					Industrial Tax Abatement:	0.00			

State Equalization: 1.00000

Fund	Levy Request	State Max Rate	Full Calc'd Rate	Capped Rate	Calculated Taxes	PTELL Factor	PTELL Rate	Final Rate (w/overrides)	Final Taxes	% of Total
004 Building	2,030,400	0.75000	0.74890	0.75000	22,400.90	0.62919	0.47190	0.63190	18,873.51	14.08
005 Retirement	250,000	0.00000	0.09222	0.09222	2,754.41	0.62919	0.05803	0.08500	2,538.77	1.89
030 Transportation	564,000	0.20000	0.20803	0.20000	5,973.57	0.62919	0.12584	0.19430	5,803.33	4.33
031 Working Cash	141,000	0.05000	0.05201	0.05000	1,493.39	0.62919	0.03146	0.05000	1,493.39	1.11
032 Fire & Safety	0	0.10000	0.00000	0.00000	0.00	0.62919		0.00000	0.00	0.00
033 Special Education	112,800	0.40000	0.04161	0.40000	11,947.15	0.62919	0.25168	0.04000	1,194.71	0.89
035 Insurance	0	0.00000	0.00000	0.00000	0.00	0.62919		0.00000	0.00	0.00
047 Social Security	326,850	0.00000	0.12056	0.12056	3,600.87	0.62919	0.07586	0.11950	3,569.21	2.66
003 2008B Go Bonds	1,278,231	0.00000	0.47147	0.47147	14,081.80			0.47160	14,085.69	10.51
003 2009A Go Bonds	0	0.00000	0.00000	0.00000	0.00			0.00000	0.00	0.00
003 2010 Go/Bab	264,389	0.00000	0.09752	0.09752	2,912.71			0.09750	2,912.12	2.17
003 2011 Go Bonds	385,789	0.00000	0.14230	0.14230	4,250.20			0.14230	4,250.20	3.17
002 Educational	6,627,000	4.00000	2.44432	4.00000	119,471.48	0.62919	2.51676	2.41170	72,032.35	53.73
003 2016 Go Bonds	663,981	0.00000	0.24491	0.24491	7,314.94			0.24500	7,317.63	5.46

District Extension Summary

SD3A - UNIT SD #3A ROCHESTER

Tax Year 2017

12,644,440

4.66385

6.56898

196,201.44

3.53153


4.48880

134,070.91

100.00



Michael C. Gianasi



I, Michael C. Gianasi, County Clerk for Christian County Illinois, do hereby certify this report to be a true and complete copy of the 2017 extension information.

District Extension Summary

SD8B - PANA SCHOOL BONDS


Tax Year 2017

Assessed		Equalized	Exemptions	Amount	State Category	Original Taxable	Net Taxable	Overlapping County Data	
Land:	13,232,174	13,232,174	Improvement:	552,765	Farm:	29,336,153	29,316,413	Montgomery	2,404,543 Estimate
Farm Land:	14,238,724	14,238,724	Owner Occupd:	12,177,804	Residential:	30,142,702	30,088,733	Shelby	18,248,061 Actual
Building:	64,042,569	64,042,569	Elderly:	3,666,057	Commercial:	13,851,161	13,209,250	Total	20,652,604
Farm Building:	2,338,169	2,338,169	Dis. Veteran:	0	Industrial:	551,006	444,760		
State Assessed:	2,236,386	2,236,386	Sen Freeze:	1,278,404	Mineral:	537,367	537,367		
	96,088,022	96,088,022	Abatement:	0	Pollution Control:	0	0		
Under 150 EAV:	829	829	Developers:	0	State Railroad:	2,236,226	2,005,698		
	96,087,193	96,087,193	50% Owner Occupied:	6,000	Local Railroad:	3,624	3,624		
			Part Exempt:	0		76,658,239	75,605,845		
			Returning Veteran:	0					
			Disabled Person:	259,742	Other information:	County Total	District Total		
			Disabled 50% Veteran:	10,853	PTELL:				
			Disabled 70% Veteran:	397,635	New Property EAV:	604,750	681,966		
			Leasehold Owner:	1,074,694	Annexations EAV:	0	0		
			Natural Disaster:	0	Disconnection EAV:	0	0		
			Disabled 30% Veteran:	5,000	Recovered TIF EAV:	0	0		
				19,428,954	Aggregate Extension:	0			
					Rate Increase:	0.00000			
					TIF Loss EAV:	927,037			
					EZ EAV Reduction:	125,357			
					EZ Tax Reduction:	544.37			
					Industrial Tax Abatement:	0.00			

State Equalization: 1.00000

Fund	Levy Request	State Max Rate	Full Calc'd Rate	Capped Rate	Calculated Taxes	PTELL Factor	PTELL Rate	Final Rate (w/overrides)	Final Taxes	% of Total
003 General Obli Bonds	417,995	0.00000	0.42955	0.43425	332,888.40			0.43425	328,318.51	100.00
	417,995		0.42955	0.43425	332,888.40			0.43425	328,318.51	100.00

Michael C. Gianasi



I, Michael C. Gianasi, County Clerk for Christian County Illinois, do hereby certify this report to be a true and complete copy of the 2017 extension information.

District Extension Summary


SL16 - STONINGTON TWP LBRY

Tax Year 2017

Assessed		Equalized	Exemptions	Amount	State Category	Original Taxable	Net Taxable	Overlapping County Data
Land:	2,200,830	2,200,830	Improvement:	36,349	Farm:	16,178,494	15,077,800	
Farm Land:	11,551,200	11,551,200	Owner Occupd:	2,022,976	Residential:	6,146,291	6,120,996	
Building:	15,449,322	15,449,322	Elderly:	539,090	Commercial:	4,503,604	3,715,087	
Farm Building:	871,234	871,234	Dis. Veteran:	0	Industrial:	0	0	
State Assessed:	660,971	660,971	Sen Freeze:	214,494	Mineral:	62,130	62,130	
	30,733,557	30,733,557	Abatement:	0	Pollution Control:	0	0	
Under 150 EAV:	163	163	Developers:	0	State Railroad:	660,919	643,419	
	30,733,394	30,733,394	50% Owner Occupied:	0	Local Railroad:	246,920	246,920	
			Part Exempt:	0		27,798,358	25,866,352	
			Returning Veteran:	0	Other Information:		County Total	District Total
			Disabled Person:	34,000	PTELL:			
			Disabled 50% Veteran:	0	New Property EAV:	39,132	39,132	
			Disabled 70% Veteran:	76,127	Annexations EAV:	0	0	
			Leasehold Owner:	12,000	Disconnection EAV:	0	0	
			Natural Disaster:	0	Recovered TIF EAV:	0	0	
			Disabled 30% Veteran:	0	Aggregate Extension:	31,958		
				2,935,036	Rate Increase:	0.00000		
					TIF Loss EAV:	1,932,006		
					EZ EAV Reduction:	0		
					EZ Tax Reduction:	0.00		
					Industrial Tax Abatement:	0.00		

State Equalization: 1.00000

Fund	Levy Request	State Max Rate	Full Calc'd Rate	Capped Rate	Calculated Taxes	PTELL Factor	PTELL Rate	Final Rate (w/overrides)	Final Taxes	% of Total
016 Corporate	33,000	0.60000	0.11872	0.12758	35,465.15	0.99029	0.12635	0.12635	32,682.23	100.00
	33,000		0.11872	0.12758	35,465.15		0.12635	0.12635	32,682.23	100.00



Michael C. Gianasi

I, Michael C. Gianasi, County Clerk for Christian County Illinois, do hereby certify this report to be a true and complete copy of the 2017 extension information.

District Extension Summary

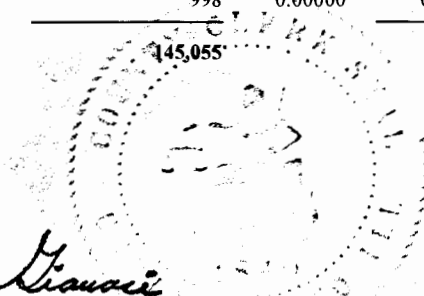
SN01 - TAYLORVILLE SAN DIST

Tax Year 2017

Assessed		Equalized	Exemptions	Amount	State Category	Original Taxable	Net Taxable	Overlapping County Data
Land:	31,492,068	31,492,068	Improvement:	612,417	Farm:	1,093,767	1,093,767	
Farm Land:	448,858	448,858	Owner Occupd:	18,429,278	Residential:	85,156,466	85,156,466	
Building:	136,150,654	136,150,654	Elderly:	5,728,779	Commercial:	44,418,406	44,141,180	
Farm Building:	13,970	13,970	Dis. Veteran:	54,283	Industrial:	6,925,669	6,665,205	
State Assessed:	771,517	771,517	Sen Freeze:	2,721,926	Mineral:	640	640	
	<u>168,877,067</u>	<u>168,877,067</u>	Abatement:	0	Pollution Control:	0	0	
Under 150 EAV:	154	154	Developers:	0	State Railroad:	771,517	771,517	
	<u>168,876,913</u>	<u>168,876,913</u>	50% Owner Occupied:	18,000	Local Railroad:	6,850	6,850	
			Part Exempt:	0		<u>138,373,315</u>	<u>137,835,625</u>	
			Returning Veteran:	0				
			Disabled Person:	295,415	Other information:	County Total	District Total	
			Disabled 50% Veteran:	45,000	PTELL:			
			Disabled 70% Veteran:	766,593	New Property EAV:	1,396,792	1,396,792	
			Leasehold Owner:	1,814,407	Annexations EAV:	0	0	
			Natural Disaster:	0	Disconnection EAV:	0	0	
			Disabled 30% Veteran:	17,500	Recovered TIF EAV:	0	0	
				<u>30,503,598</u>	Aggregate Extension:	145,107		
					Rate Increase:	0.00000		
					TIF Loss EAV:	0		
					EZ EAV Reduction:	537,690		
					EZ Tax Reduction:	566.01		
					Industrial Tax Abatement:	0.00		

State Equalization: 1.00000

Fund	Levy Request	State Max Rate	Full Calc'd Rate	Capped Rate	Calculated Taxes	PTELL Factor	PTELL Rate	Final Rate (w/overrides)	Final Taxes	% of Total
001 Corporate	112,590	0.20000	0.08137	0.08169	113,037.16			0.08169	112,598.06	77.60
027 Audit	2,476	0.00500	0.00179	0.00180	2,490.72			0.00180	2,481.04	1.71
035 Insurance	19,737	0.00000	0.01427	0.01432	19,815.06			0.01432	19,738.09	13.60
045 Public Benefit	8,294	0.05000	0.00600	0.00602	8,330.07			0.00602	8,297.71	5.72
047 Social Security	856	0.00000	0.00062	0.00063	871.75			0.00063	868.37	0.60
060 Unemployment Insurance	104	0.00000	0.00008	0.00008	110.70			0.00008	110.27	0.08
062 Workmens Comp Ins	998	0.00000	0.00073	0.00073	1,010.13			0.00073	1,006.20	0.69
	<u>145,055</u>		<u>0.10486</u>	<u>0.10527</u>	<u>145,665.59</u>			<u>0.10527</u>	<u>145,099.74</u>	<u>100.00</u>



Michael C. Gianasi

I, Michael C. Gianasi, County Clerk for Christian County Illinois, do hereby certify this report to be a true and complete copy of the 2017 extension information.

District Extension Summary

SSA3 - SSA3 RAYMOND-HARVEL AMB


Tax Year 2017

Assessed		Equalized	Exemptions	Amount	State Category	Original Taxable	Net Taxable	Overlapping County Data		
Land:	153,452	153,452	Improvement:	5,140	Farm:	1,357,989	1,357,989			
Farm Land:	944,803	944,803	Owner Occupd:	144,000	Residential:	375,716	375,716			
Building:	769,694	769,694	Elderly:	25,000	Commercial:	106,273	106,273			
Farm Building:	181,724	181,724	Dis. Veteran:	0	Industrial:	0	0			
State Assessed:	190,896	190,896	Sen Freeze:	2,365	Mineral:	1,000	1,000			
	2,240,569	2,240,569	Abatement:	0	Pollution Control:	0	0			
Under 150 EAV:	10	10	Developers:	0	State Railroad:	190,896	190,896			
	2,240,559	2,240,559	50% Owner Occupied:	0	Local Railroad:	28,180	28,180			
			Part Exempt:	0		2,060,054	2,060,054			
			Returning Veteran:	0	Other information:		County Total	District Total		
			Disabled Person:	4,000	PTELL:					
			Disabled 50% Veteran:	0	New Property EAV:	0	0			
			Disabled 70% Veteran:	0	Annexations EAV:	0	0			
			Leasehold Owner:	0	Disconnection EAV:	0	0			
			Natural Disaster:	0	Recovered TIF EAV:	0	0			
			Disabled 30% Veteran:	0	Aggregate Extension:	0				
				180,505	Rate Increase:	0.00000				
					TIF Loss EAV:	0				
					EZ EAV Reduction:	0				
					EZ Tax Reduction:	0.00				
					Industrial Tax Abatement:	0.00				

State Equalization: 1.00000

Fund	Levy Request	State Max Rate	Full Calc'd Rate	Capped Rate	Calculated Taxes	PTELL Factor	PTELL Rate	Final Rate (w/overrides)	Final Taxes	% of Total
108 Ssa3 Raymond-Harvel Amb	3,550	0.00000	0.17233	0.17233	3,550.09			0.17233	3,550.13	100.00
	3,550		0.17233	0.17233	3,550.09			0.17233	3,550.13	100.00

Michael C. Gianasi



I, Michael C. Gianasi, County Clerk for Christian County Illinois, do hereby certify this report to be a true and complete copy of the 2017 extension information.

District Extension Summary


T010 - ASSUMPTION TWP

Tax Year 2017

Assessed		Equalized	Exemptions	Amount	State Category	Original Taxable	Net Taxable	Overlapping County Data	
Land:	3,113,774	3,113,774	Improvement:	182,442	Farm:	11,992,132	11,987,856		
Farm Land:	8,102,178	8,102,178	Owner Occupd:	2,677,562	Residential:	7,773,540	7,770,299		
Building:	17,032,027	17,032,027	Elderly:	713,349	Commercial:	3,772,807	3,612,234		
Farm Building:	1,388,659	1,388,659	Dis. Veteran:	0	Industrial:	1,979,192	1,940,384		
State Assessed:	26,794	26,794	Sen Freeze:	252,853	Mineral:	22,666	22,666		
	29,663,432	29,663,432	Abatement:	0	Pollution Control:	0	0		
Under 150 EAV:	1,032	1,032	Developers:	0	State Railroad:	26,794	26,794		
	29,662,400	29,662,400	50% Owner Occupied:	3,000	Local Railroad:	180	180		
			Part Exempt:	0		25,567,311	25,360,413		
			Returning Veteran:	0	Other information:		County Total	District Total	
			Disabled Person:	20,300	PTELL:				
			Disabled 50% Veteran:	0	New Property EAV:	170,584	170,584		
			Disabled 70% Veteran:	109,856	Annexations EAV:	0	0		
			Leasehold Owner:	133,227	Disconnection EAV:	0	0		
			Natural Disaster:	0	Recovered TIF EAV:	0	0		
			Disabled 30% Veteran:	2,500	Aggregate Extension:	84,506			
				4,095,089	Rate Increase:	0.00000			
					TIF Loss EAV:	206,898			
					EZ EAV Reduction:	0			
					EZ Tax Reduction:	0.00			
					Industrial Tax Abatement:	0.00			

State Equalization: 1.00000

Fund	Levy Request	State Max Rate	Full Calc'd Rate	Capped Rate	Calculated Taxes	PTELL Factor	PTELL Rate	Final Rate (w/overrides)	Final Taxes	% of Total
001 Town General Fund	44,000	0.38000	0.17210	0.17350	44,359.28			0.17350	44,000.34	52.07
005 I M R F	8,500	0.00000	0.03325	0.03352	8,570.16			0.03352	8,500.82	10.06
017 Cemetery	17,500	0.20000	0.06845	0.06901	17,644.00			0.06901	17,501.23	20.71
035 Insurance	12,500	0.00000	0.04890	0.04929	12,602.13			0.04929	12,500.16	14.79
054 General Assistance	2,000	0.00000	0.00783	0.00789	2,017.26			0.00789	2,000.94	2.37
	84,500		0.33053	0.33321	85,192.84			0.33321	84,503.49	100.00

I, Michael C. Gianasi, County Clerk for Christian County Illinois, do hereby certify this report to be a true and complete copy of the 2017 extension information.

District Extension Summary

T01R - ASSUMPTION TWP RD

Tax Year 2017

Assessed		Equalized	Exemptions	Amount	State Category	Original Taxable	Net Taxable	Overlapping County Data
Land:	3,113,774	3,113,774	Improvement:	182,442	Farm:	11,992,132	11,987,856	
Farm Land:	8,102,178	8,102,178	Owner Occupd:	2,677,562	Residential:	7,773,540	7,770,299	
Building:	17,032,027	17,032,027	Elderly:	713,349	Commercial:	3,772,807	3,612,234	
Farm Building:	1,388,659	1,388,659	Dis. Veteran:	0	Industrial:	1,979,192	1,940,384	
State Assessed:	26,794	26,794	Sen Freeze:	252,853	Mineral:	22,666	22,666	
	29,663,432	29,663,432	Abatement:	0	Pollution Control:	0	0	
Under 150 EAV:	1,032	1,032	Developers:	0	State Railroad:	26,794	26,794	
	29,662,400	29,662,400	50% Owner Occupied:	3,000	Local Railroad:	180	180	
			Part Exempt:	0		25,567,311	25,360,413	
			Returning Veteran:	0				
			Disabled Person:	20,300	Other information:	County Total	District Total	
			Disabled 50% Veteran:	0	PTELL:			
			Disabled 70% Veteran:	109,856	New Property EAV:	170,584	170,584	
			Leasehold Owner:	133,227	Annexations EAV:	0	0	
			Natural Disaster:	0	Disconnection EAV:	0	0	
			Disabled 30% Veteran:	2,500	Recovered TIF EAV:	0	0	
				4,095,089	Aggregate Extension:	76,169		
					Rate Increase:	0.00000		
					TIF Loss EAV:	206,898		
					EZ EAV Reduction:	0		
					EZ Tax Reduction:	0.00		
					Industrial Tax Abatement:	0.00		

State Equalization: 1.00000

Fund	Levy Request	State Max Rate	Full Calc'd Rate	Capped Rate	Calculated Taxes	PTELL Factor	PTELL Rate	Final Rate (w/overrides)	Final Taxes	% of Total
007 Road & Bridge	35,000	0.94000	0.13690	0.13802	35,288.00			0.13802	35,002.46	46.98
008 Joint Bridge	4,000	0.25000	0.01565	0.01578	4,034.52			0.01578	4,001.87	5.37
009 Permanent Road	30,000	0.25000	0.11734	0.11830	30,246.13			0.11830	30,001.38	40.27
010 Equipment & Building	5,500	0.10000	0.02152	0.02169	5,545.55			0.02169	5,500.68	7.38
	74,500		0.29141	0.29379	75,114.20			0.29379	74,506.39	100.00



Michael C. Gianasi

I, Michael C. Gianasi, County Clerk for Christian County Illinois, do hereby certify this report to be a true and complete copy of the 2017 extension information.

District Extension Summary

5/24/2018 12:54 pm

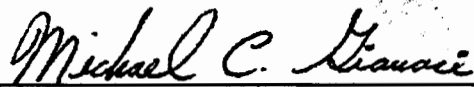

T020 - BEAR CREEK TWP

Tax Year 2017

Assessed		Equalized	Exemptions	Amount	State Category	Original Taxable	Net Taxable	Overlapping County Data
Land:	1,382,306	1,382,306	Improvement:	59,272	Farm:	10,036,646	10,036,646	
Farm Land:	5,830,709	5,830,709	Owner Occupd:	995,637	Residential:	1,146,104	1,146,104	
Building:	5,354,144	5,354,144	Elderly:	339,500	Commercial:	509,223	509,223	
Farm Building:	866,341	866,341	Dis. Veteran:	0	Industrial:	0	0	
State Assessed:	440,824	440,824	Sen Freeze:	78,289	Mineral:	75,490	75,490	
	<u>13,874,324</u>	<u>13,874,324</u>	Abatement:	0	Pollution Control:	0	0	
Under 150 EAV:	89	89	Developers:	0	State Railroad:	440,824	440,824	
	<u>13,874,235</u>	<u>13,874,235</u>	50% Owner Occupied:	0	Local Railroad:	0	0	
			Part Exempt:	0		<u>12,208,287</u>	<u>12,208,287</u>	
			Returning Veteran:	0				
			Disabled Person:	15,932	Other information:	County Total	District Total	
			Disabled 50% Veteran:	5,000	PTELL:			
			Disabled 70% Veteran:	102,514	New Property EAV:	173,087	173,087	
			Leasehold Owner:	67,304	Annexations EAV:	0	0	
			Natural Disaster:	0	Disconnection EAV:	0	0	
			Disabled 30% Veteran:	2,500	Recovered TIF EAV:	0	0	
				<u>1,665,948</u>	Aggregate Extension:	84,208		
					Rate Increase:	0.00000		
					TIF Loss EAV:	0		
					EZ EAV Reduction:	0		
					EZ Tax Reduction:	0.00		
					Industrial Tax Abatement:	0.00		

State Equalization: 1.00000

Fund	Levy Request	State Max Rate	Full Calc'd Rate	Capped Rate	Calculated Taxes	PTELL Factor	PTELL Rate	Final Rate (w/overrides)	Final Taxes	% of Total
001 Town General Fund	58,415	0.65000	0.47849	0.47849	58,415.43			0.47849	58,415.43	69.37
005 I M R F	580	0.00000	0.00476	0.00476	581.11			0.00476	581.11	0.69
035 Insurance	11,756	0.00000	0.09630	0.09630	11,756.58			0.09630	11,756.58	13.96
047 Social Security	11,928	0.00000	0.09771	0.09771	11,928.72			0.09771	11,928.72	14.17
054 General Assistance	1,528	0.00000	0.01252	0.01252	1,528.48			0.01252	1,528.48	1.82
109 Prior Yr Adjs	0	0.00000	0.00000	0.00000	0.00			0.00000	0.00	0.00
	<u>84,207</u>		<u>0.68978</u>	<u>0.68978</u>	<u>84,210.32</u>			<u>0.68978</u>	<u>84,210.32</u>	<u>100.00</u>

I, Michael C. Gianasi, County Clerk for Christian County Illinois, do hereby certify this report to be a true and complete copy of the 2017 extension information.


District Extension Summary

T02R - BEAR CREEK TWP RD

Tax Year 2017

Assessed		Equalized	Exemptions	Amount	State Category	Original Taxable	Net Taxable	Overlapping County Data	
Land:	1,382,306	1,382,306	Improvement:	59,272	Farm:	10,036,646	10,036,646		
Farm Land:	5,830,709	5,830,709	Owner Occupd:	995,637	Residential:	1,146,104	1,146,104		
Building:	5,354,144	5,354,144	Elderly:	339,500	Commercial:	509,223	509,223		
Farm Building:	866,341	866,341	Dis. Veteran:	0	Industrial:	0	0		
State Assessed:	440,824	440,824	Sen Freeze:	78,289	Mineral:	75,490	75,490		
	13,874,324	13,874,324	Abatement:	0	Pollution Control:	0	0		
Under 150 EAV:	89	89	Developers:	0	State Railroad:	440,824	440,824		
	13,874,235	13,874,235	50% Owner Occupied:	0	Local Railroad:	0	0		
			Part Exempt:	0		12,208,287	12,208,287		
			Returning Veteran:	0	Other information:		County Total	District Total	
State Equalization: 1.00000			Disabled Person:	15,932	PTELL:				
			Disabled 50% Veteran:	5,000	New Property EAV:	173,087	173,087		
			Disabled 70% Veteran:	102,514	Annexations EAV:	0	0		
			Leasehold Owner:	67,304	Disconnection EAV:	0	0		
			Natural Disaster:	0	Recovered TIF EAV:	0	0		
			Disabled 30% Veteran:	2,500	Aggregate Extension:	132,950			
				1,665,948	Rate Increase:	0.00000			
					TIF Loss EAV:	0			
					EZ EAV Reduction:	0			
					EZ Tax Reduction:	0.00			
					Industrial Tax Abatement:	0.00			

Fund	Levy Request	State Max Rate	Full Calc'd Rate	Capped Rate	Calculated Taxes	PTELL Factor	PTELL Rate	Final Rate (w/overrides)	Final Taxes	% of Total
007 Road & Bridge	85,630	0.94000	0.70141	0.70141	85,630.15			0.70141	85,630.28	64.51
008 Joint Bridge	18,100	0.25000	0.14826	0.14826	18,100.01			0.14826	18,100.04	13.64
009 Permanent Road	16,900	0.25000	0.13844	0.13844	16,901.15			0.13844	16,901.18	12.73
010 Equipment & Building	9,200	0.10000	0.07536	0.07536	9,200.17			0.07536	9,200.18	6.93
090 Road Damage	2,900	0.03300	0.02376	0.02376	2,900.69			0.02376	2,900.69	2.19
109 Prior Yr Adjs	0	0.00000	0.00000	0.00000	0.00			0.00000	0.00	0.00
	132,730		1.08723	1.08723	132,732.16			1.08723	132,732.37	100.00



Michael C. Gianasi

I, Michael C. Gianasi, County Clerk for Christian County Illinois, do hereby certify this report to be a true and complete copy of the 2017 extension information.

District Extension Summary

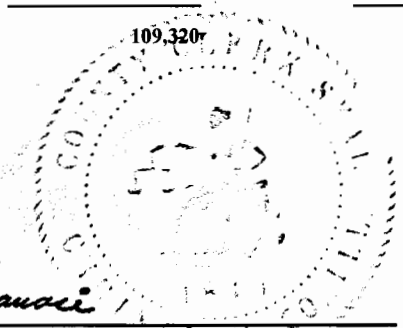
T030 - BUCKHART TWP

Tax Year 2017

Assessed		Equalized	Exemptions	Amount	State Category	Original Taxable	Net Taxable	Overlapping County Data		
Land:	5,161,949	5,161,949	Improvement:	200,042	Farm:	29,488,490	29,488,490			
Farm Land:	16,202,302	16,202,302	Owner Occupd:	3,547,933	Residential:	10,183,300	10,183,300			
Building:	24,279,191	24,279,191	Elderly:	932,266	Commercial:	2,069,115	2,069,115			
Farm Building:	1,692,909	1,692,909	Dis. Veteran:	0	Industrial:	0	0			
State Assessed:	0	0	Sen Freeze:	427,288	Mineral:	109,268	109,268			
	47,336,351	47,336,351	Abatement:	0	Pollution Control:	0	0			
Under 150 EAV:	8,442	8,442	Developers:	0	State Railroad:	0	0			
	47,327,909	47,327,909	50% Owner Occupied:	0	Local Railroad:	0	0			
			Part Exempt:	0		41,850,173	41,850,173			
			Returning Veteran:	0						
			Disabled Person:	49,000	Other information:	County Total	District Total			
			Disabled 50% Veteran:	0	PTELL:					
			Disabled 70% Veteran:	169,978	New Property EAV:	539,013	539,013			
			Leasehold Owner:	143,729	Annexations EAV:	0	0			
			Natural Disaster:	0	Disconnection EAV:	0	0			
			Disabled 30% Veteran:	7,500	Recovered TIF EAV:	0	0			
				5,477,736	Aggregate Extension:	104,144				
					Rate Increase:	0.00000				
					TIF Loss EAV:	0				
					EZ EAV Reduction:	0				
					EZ Tax Reduction:	0.00				
					Industrial Tax Abatement:	0.00				

State Equalization: 1.00000

Fund	Levy Request	State Max Rate	Full Calc'd Rate	Capped Rate	Calculated Taxes	PTELL Factor	PTELL Rate	Final Rate (w/overrides)	Final Taxes	% of Total
001 Town General Fund	65,940	0.30000	0.15757	0.15757	65,943.32	0.98531	0.15526	0.15526	64,976.44	60.31
005 I M R F	3,490	0.00000	0.00834	0.00834	3,490.30	0.98531	0.00822	0.00822	3,440.08	3.19
017 Cemetery	27,180	0.20000	0.06495	0.06495	27,181.69	0.98531	0.06400	0.06400	26,784.05	24.86
035 Insurance	3,910	0.00000	0.00935	0.00935	3,912.99	0.98531	0.00922	0.00922	3,858.58	3.58
047 Social Security	3,825	0.00000	0.00914	0.00914	3,825.11	0.98531	0.00901	0.00901	3,770.69	3.50
054 General Assistance	4,975	0.00000	0.01189	0.01189	4,975.99	0.98531	0.01172	0.01172	4,904.83	4.55
	109,320		0.26124	0.26124	109,329.39		0.25743	0.25743	107,734.67	100.00



Michael C. Gianasi

I, Michael C. Gianasi, County Clerk for Christian County Illinois, do hereby certify this report to be a true and complete copy of the 2017 extension information.

District Extension Summary

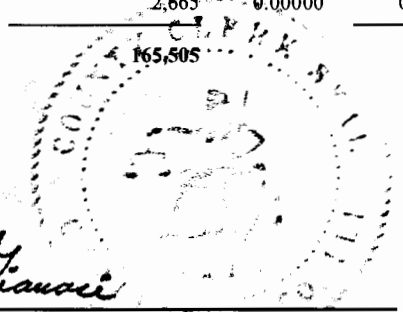
T03R - BUCKHART TWP RD

Tax Year 2017

Assessed		Equalized	Exemptions	Amount	State Category	Original Taxable	Net Taxable	Overlapping County Data		
Land:	5,161,949	5,161,949	Improvement:	200,042	Farm:	29,488,490	29,488,490			
Farm Land:	16,202,302	16,202,302	Owner Occupd:	3,547,933	Residential:	10,183,300	10,183,300			
Building:	24,279,191	24,279,191	Elderly:	932,266	Commercial:	2,069,115	2,069,115			
Farm Building:	1,692,909	1,692,909	Dis. Veteran:	0	Industrial:	0	0			
State Assessed:	0	0	Sen Freeze:	427,288	Mineral:	109,268	109,268			
	47,336,351	47,336,351	Abatement:	0	Pollution Control:	0	0			
Under 150 EAV:	8,442	8,442	Developers:	0	State Railroad:	0	0			
	47,327,909	47,327,909	50% Owner Occupied:	0	Local Railroad:	0	0			
			Part Exempt:	0		41,850,173	41,850,173			
			Returning Veteran:	0						
			Disabled Person:	49,000	Other information:	County Total	District Total			
			Disabled 50% Veteran:	0	PTELL:					
			Disabled 70% Veteran:	169,978	New Property EAV:	539,013	539,013			
			Leasehold Owner:	143,729	Annexations EAV:	0	0			
			Natural Disaster:	0	Disconnection EAV:	0	0			
			Disabled 30% Veteran:	7,500	Recovered TIF EAV:	0	0			
			5,477,736		Aggregate Extension:	157,806				
					Rate Increase:	0.00000				
					TIF Loss EAV:	0				
					EZ EAV Reduction:	0				
					EZ Tax Reduction:	0.00				
					Industrial Tax Abatement:	0.00				

State Equalization: 1.00000

Fund	Levy Request	State Max Rate	Full Calc'd Rate	Capped Rate	Calculated Taxes	PTELL Factor	PTELL Rate	Final Rate (w/overrides)	Final Taxes	% of Total
005 I M R F	2,665	0.00000	0.00637	0.00637	2,665.86	0.98617	0.00629	0.00629	2,632.37	1.61
007 Road & Bridge	84,275	0.94000	0.20138	0.20138	84,277.88	0.98617	0.19860	0.19860	83,114.35	50.92
008 Joint Bridge	7,750	0.25000	0.01852	0.01852	7,750.65	0.98617	0.01827	0.01827	7,646.02	4.68
009 Permanent Road	44,000	0.25000	0.10514	0.10514	44,001.27	0.98617	0.10369	0.10369	43,394.40	26.58
010 Equipment & Building	16,400	0.10000	0.03919	0.03919	16,401.08	0.98617	0.03865	0.03865	16,175.07	9.91
035 Insurance	7,750	0.00000	0.01852	0.01852	7,750.65	0.98617	0.01827	0.01827	7,646.02	4.68
047 Social Security	2,665	0.00000	0.00637	0.00637	2,665.86	0.98617	0.00629	0.00629	2,632.37	1.61
	165,505		0.39549	0.39549	165,513.25		0.39006	0.39006	163,240.60	100.00



Michael C. Gianasi

I, Michael C. Gianasi, County Clerk for Christian County Illinois, do hereby certify this report to be a true and complete copy of the 2017 extension information.

District Extension Summary

5/24/2018 12:54 pm

T040 - GREENWOOD TWP

Tax Year 2017

Assessed		Equalized	Exemptions	Amount	State Category	Original Taxable	Net Taxable	Overlapping County Data	
Land:	558,021	558,021	Improvement:	23,697	Farm:	10,228,059	10,228,059		
Farm Land:	6,386,212	6,386,212	Owner Occupd:	414,000	Residential:	0	0		
Building:	2,894,813	2,894,813	Elderly:	90,000	Commercial:	15,369	15,369		
Farm Building:	1,079,441	1,079,441	Dis. Veteran:	0	Industrial:	0	0		
State Assessed:	0	0	Sen Freeze:	25,379	Mineral:	109,958	109,958		
	10,918,487	10,918,487	Abatement:	0	Pollution Control:	0	0		
Under 150 EAV:	25	25	Developers:	0	State Railroad:	0	0		
	10,918,462	10,918,462	50% Owner Occupied:	0	Local Railroad:	0	0		
			Part Exempt:	0		10,353,386	10,353,386		
			Returning Veteran:	0					
			Disabled Person:	6,000	Other information:	County Total	District Total		
			Disabled 50% Veteran:	0	PTELL:				
			Disabled 70% Veteran:	0	New Property EAV:	4,893	4,893		
			Leasehold Owner:	6,000	Annexations EAV:	0	0		
			Natural Disaster:	0	Disconnection EAV:	0	0		
			Disabled 30% Veteran:	0	Recovered TIF EAV:	0	0		
				565,076	Aggregate Extension:	41,643			
					Rate Increase:	0.00000			
					TIF Loss EAV:	0			
					EZ EAV Reduction:	0			
					EZ Tax Reduction:	0.00			
					Industrial Tax Abatement:	0.00			

State Equalization: 1.00000

Fund	Levy Request	State Max Rate	Full Calc'd Rate	Capped Rate	Calculated Taxes	PTELL Factor	PTELL Rate	Final Rate (w/overrides)	Final Taxes	% of Total
001 Town General Fund	52,299	0.65000	0.50514	0.50514	52,299.09	0.80223	0.40524	0.40524	41,956.02	98.63
054 General Assistance	725	0.00000	0.00701	0.00701	725.77	0.80223	0.00563	0.00563	582.89	1.37
	53,024		0.51215	0.51215	53,024.87		0.41087	0.41087	42,538.91	100.00



Michael C. Gianasi

I, Michael C. Gianasi, County Clerk for Christian County Illinois, do hereby certify this report to be a true and complete copy of the 2017 extension information.

District Extension Summary

5/24/2018 12:54 pm

T04R - GREENWOOD TWP RD

Tax Year 2017

Assessed		Equalized	Exemptions	Amount	State Category	Original Taxable	Net Taxable	Overlapping County Data
Land:	558,021	558,021	Improvement:	23,697	Farm:	10,228,059	10,228,059	
Farm Land:	6,386,212	6,386,212	Owner Occupd:	414,000	Residential:	0	0	
Building:	2,894,813	2,894,813	Elderly:	90,000	Commercial:	15,369	15,369	
Farm Building:	1,079,441	1,079,441	Dis. Veteran:	0	Industrial:	0	0	
State Assessed:	0	0	Sen Freeze:	25,379	Mineral:	109,958	109,958	
	10,918,487	10,918,487	Abatement:	0	Pollution Control:	0	0	
Under 150 EAV:	25	25	Developers:	0	State Railroad:	0	0	
	10,918,462	10,918,462	50% Owner Occupied:	0	Local Railroad:	0	0	
			Part Exempt:	0		10,353,386	10,353,386	
			Returning Veteran:	0				
			Disabled Person:	6,000	Other information:	County Total	District Total	
			Disabled 50% Veteran:	0	PTELL:			
			Disabled 70% Veteran:	0	New Property EAV:	4,893	4,893	
			Leasehold Owner:	6,000	Annexations EAV:	0	0	
			Natural Disaster:	0	Disconnection EAV:	0	0	
			Disabled 30% Veteran:	0	Recovered TIF EAV:	0	0	
				565,076	Aggregate Extension:	76,149		
					Rate Increase:	0.00000		
					TIF Loss EAV:	0		
					EZ EAV Reduction:	0		
					EZ Tax Reduction:	0.00		
					Industrial Tax Abatement:	0.00		

State Equalization: 1.00000

Fund	Levy Request	State Max Rate	Full Calc'd Rate	Capped Rate	Calculated Taxes	PTELL Factor	PTELL Rate	Final Rate (w/overrides)	Final Taxes	% of Total
007 Road & Bridge	88,476	0.94000	0.85457	0.85457	88,476.93	0.72236	0.61731	0.61731	63,912.49	82.16
008 Joint Bridge	14,508	0.25000	0.14013	0.14013	14,508.20	0.72236	0.10123	0.10123	10,480.73	13.47
010 Equipment & Building	4,697	0.10000	0.04537	0.04537	4,697.33	0.72236	0.03278	0.03278	3,393.84	4.36
	107,681		1.04007	1.04007	107,682.46		0.75132	0.75132	77,787.06	100.00



Michael C. Gianasi

I, Michael C. Gianasi, County Clerk for Christian County Illinois, do hereby certify this report to be a true and complete copy of the 2017 extension information.

District Extension Summary

5/24/2018 12:54 pm

T050 - JOHNSON TWP

Tax Year 2017

Assessed		Equalized	Exemptions	Amount	State Category	Original Taxable	Net Taxable	Overlapping County Data		
Land:	3,855,135	3,855,135	Improvement:	168,596	Farm:	14,484,184	14,484,184			
Farm Land:	5,049,908	5,049,908	Owner Occupd:	1,533,769	Residential:	4,919,317	4,919,317			
Building:	12,219,250	12,219,250	Elderly:	355,000	Commercial:	241,329	241,329			
Farm Building:	982,973	982,973	Dis. Veteran:	0	Industrial:	17,800	17,800			
State Assessed:	236,128	236,128	Sen Freeze:	116,172	Mineral:	31,950	31,950			
	22,343,394	22,343,394	Abatement:	0	Pollution Control:	0	0			
			Developers:	0	State Railroad:	236,128	236,128			
			50% Owner Occupied:	0	Local Railroad:	0	0			
			Part Exempt:	0		19,930,708	19,930,708			
			Returning Veteran:	0	Other information:		County Total	District Total		
State Equalization: 1.00000			Disabled Person:	22,000	PTELL:					
			Disabled 50% Veteran:	0	New Property EAV:	333,423	333,423			
			Disabled 70% Veteran:	196,649	Annexations EAV:	0	0			
			Leasehold Owner:	18,000	Disconnection EAV:	0	0			
			Natural Disaster:	0	Recovered TIF EAV:	0	0			
			Disabled 30% Veteran:	2,500	Aggregate Extension:	71,948				
				2,412,686	Rate Increase:	0.00000				
					TIF Loss EAV:	0				
					EZ EAV Reduction:	0				
					EZ Tax Reduction:	0.00				
					Industrial Tax Abatement:	0.00				

Fund	Levy Request	State Max Rate	Full Calc'd Rate	Capped Rate	Calculated Taxes	PTELL Factor	PTELL Rate	Final Rate (w/overrides)	Final Taxes	% of Total
001 Town General Fund	78.032	0.45000	0.39152	0.39152	78,032.71	0.95616	0.37436	0.37436	74,612.80	99.87
054 General Assistance	103	0.00000	0.00052	0.00052	103.64	0.95616	0.00050	0.00050	99.65	0.13
	78,135		0.39204	0.39204	78,136.35		0.37486	0.37486	74,712.45	100.00

Michael C. Gianasi

I, Michael C. Gianasi, County Clerk for Christian County Illinois, do hereby certify this report to be a true and complete copy of the 2017 extension information.

District Extension Summary

T05R - JOHNSON TWP RD

Tax Year 2017

Assessed	Equalized	Exemptions	Amount	State Category	Original Taxable	Net Taxable	Overlapping County Data
Land:	3,855,135	3,855,135	Improvement:	168,596	Farm:	14,484,184	14,484,184
Farm Land:	5,049,908	5,049,908	Owner Occupd:	1,533,769	Residential:	4,919,317	4,919,317
Building:	12,219,250	12,219,250	Elderly:	355,000	Commercial:	241,329	241,329
Farm Building:	982,973	982,973	Dis. Veteran:	0	Industrial:	17,800	17,800
State Assessed:	236,128	236,128	Sen Freeze:	116,172	Mineral:	31,950	31,950
	22,343,394	22,343,394	Abatement:	0	Pollution Control:	0	0
			Developers:	0	State Railroad:	236,128	236,128
			50% Owner Occupied:	0	Local Railroad:	0	0
			Part Exempt:	0		19,930,708	19,930,708
			Returning Veteran:	0			
State Equalization: 1.00000			Disabled Person:	22,000	Other information:	County Total	District Total
			Disabled 50% Veteran:	0	PTELL:		
			Disabled 70% Veteran:	196,649	New Property EAV:	333,423	333,423
			Leasehold Owner:	18,000	Annexations EAV:	0	0
			Natural Disaster:	0	Disconnection EAV:	0	0
			Disabled 30% Veteran:	2,500	Recovered TIF EAV:	0	0
				2,412,686	Aggregate Extension:	114,580	
					Rate Increase:	0.00000	
					TIF Loss EAV:	0	
					EZ EAV Reduction:	0	
					EZ Tax Reduction:	0.00	
					Industrial Tax Abatement:	0.00	

Fund	Levy Request	State Max Rate	Full Calc'd Rate	Capped Rate	Calculated Taxes	PTELL Factor	PTELL Rate	Final Rate (w/override)	Final Taxes	% of Total
007 Road & Bridge	77,167	0.94000	0.38718	0.38718	77,167.72	0.95618	0.37022	0.37022	73,787.61	62.02
008 Joint Bridge	9,171	0.25000	0.04602	0.04602	9,172.11	0.95618	0.04401	0.04401	8,771.52	7.37
009 Permanent Road	31,940	0.25000	0.16026	0.16026	31,940.95	0.95618	0.15324	0.15324	30,541.87	25.67
010 Equipment & Building	6,150	0.10000	0.03086	0.03086	6,150.62	0.95618	0.02951	0.02951	5,881.56	4.94
	124,428		0.62432	0.62432	124,431.40		0.59698	0.59698	118,982.56	100.00



Michael C. Gianasi

I, Michael C. Gianasi, County Clerk for Christian County Illinois, do hereby certify this report to be a true and complete copy of the 2017 extension information.

District Extension Summary

5/24/2018 12:54 pm

T060 - KING TWP

Tax Year 2017

Assessed		Equalized	Exemptions		Amount	State Category		Original Taxable	Net Taxable	Overlapping County Data	
Land:	529,440	529,440	Improvement:	41,528	Farm:	10,324,638	10,324,638				
Farm Land:	7,132,288	7,132,288	Owner Occupd:	386,466	Residential:	375,716	375,716				
Building:	2,560,971	2,560,971	Elderly:	85,000	Commercial:	106,273	106,273				
Farm Building:	1,314,284	1,314,284	Dis. Veteran:	0	Industrial:	13,525	13,525				
State Assessed:	364,159	364,159	Sen Freeze:	17,957	Mineral:	145,690	145,690				
	11,901,142	11,901,142	Abatement:	0	Pollution Control:	0	0				
Under 150 EAV:	10	10	Developers:	0	State Railroad:	364,159	364,159				
	11,901,132	11,901,132	50% Owner Occupied:	0	Local Railroad:	28,180	28,180				
			Part Exempt:	0		11,358,181	11,358,181				
			Returning Veteran:	0	Other information:		County Total	District Total			
			Disabled Person:	6,000	PTELL:						
			Disabled 50% Veteran:	0	New Property EAV:	60,000	60,000				
			Disabled 70% Veteran:	0	Annexations EAV:	0	0				
			Leasehold Owner:	6,000	Disconnection EAV:	0	0				
			Natural Disaster:	0	Recovered TIF EAV:	0	0				
			Disabled 30% Veteran:	0	Aggregate Extension:	42,236					
				542,951	Rate Increase:	0.00000					
					TIF Loss EAV:	0					
					EZ EAV Reduction:	0					
					EZ Tax Reduction:	0.00					
					Industrial Tax Abatement:	0.00					

State Equalization: 1.00000

Fund	Levy Request	State Max Rate	Full Calc'd Rate	Capped Rate	Calculated Taxes	PTELL Factor	PTELL Rate	Final Rate (w/overrides)	Final Taxes	% of Total
001 Town General Fund	44.800	0.65000	0.39443	0.39443	44,800.07	0.96771	0.38170	0.38170	43,354.08	100.00
	44,800		0.39443	0.39443	44,800.07		0.38170	0.38170	43,354.08	100.00



Michael C. Gianasi

I, Michael C. Gianasi, County Clerk for Christian County Illinois, do hereby certify this report to be a true and complete copy of the 2017 extension information.

District Extension Summary

T06R - KING TWP RD

Tax Year 2017

Assessed	Equalized	Exemptions	Amount	State Category	Original Taxable	Net Taxable	Overlapping County Data
Land:	529,440	529,440	Improvement:	41,528	Farm:	10,324,638	10,324,638
Farm Land:	7,132,288	7,132,288	Owner Occupd:	386,466	Residential:	375,716	375,716
Building:	2,560,971	2,560,971	Elderly:	85,000	Commercial:	106,273	106,273
Farm Building:	1,314,284	1,314,284	Dis. Veteran:	0	Industrial:	13,525	13,525
State Assessed:	364,159	364,159	Sen Freeze:	17,957	Mineral:	145,690	145,690
	11,901,142	11,901,142	Abatement:	0	Pollution Control:	0	0
Under 150 EAV:	10	10	Developers:	0	State Railroad:	364,159	364,159
	11,901,132	11,901,132	50% Owner Occupied:	0	Local Railroad:	28,180	28,180
			Part Exempt:	0		11,358,181	11,358,181
			Returning Veteran:	0	Other information: County Total District Total		
State Equalization: 1.00000			Disabled Person:	6,000	PTELL:		
			Disabled 50% Veteran:	0	New Property EAV:	60,000	60,000
			Disabled 70% Veteran:	0	Annexations EAV:	0	0
			Leasehold Owner:	6,000	Disconnection EAV:	0	0
			Natural Disaster:	0	Recovered TIF EAV:	0	0
			Disabled 30% Veteran:	0	Aggregate Extension:	129,601	
				542,951	Rate Increase:	1.10000	
					TIF Loss EAV:	0	
					EZ EAV Reduction:	0	
					EZ Tax Reduction:	0.00	
					Industrial Tax Abatement:	0.00	

Fund	Levy Request	State Max Rate	Full Calc'd Rate	Capped Rate	Calculated Taxes	PTELL Factor	PTELL Rate	Final Rate (w/overrides)	Final Taxes	% of Total
007 Road & Bridge	100,000	0.94000	0.88043	0.88043	100,000.83	0.98536	0.86755	0.86755	98,537.90	67.34
008 Joint Bridge	5,500	0.25000	0.04843	0.04843	5,500.77	0.98536	0.04773	0.04773	5,421.26	3.70
009 Permanent Road	26,500	0.25000	0.23332	0.23332	26,500.91	0.98536	0.22991	0.22991	26,113.60	17.85
010 Equipment & Building	10,750	0.10000	0.09465	0.09465	10,750.52	0.98536	0.09327	0.09327	10,593.78	7.24
035 Insurance	5,750	0.00000	0.05063	0.05063	5,750.65	0.98536	0.04989	0.04989	5,666.60	3.87
	148,500		1.30746	1.30746	148,503.67		1.28835	1.28835	146,333.14	100.00



Michael C. Gianasi

I, Michael C. Gianasi, County Clerk for Christian County Illinois, do hereby certify this report to be a true and complete copy of the 2017 extension information.

District Extension Summary


T07R - LOCUST TWP RD

Tax Year 2017

	Assessed	Equalized	Exemptions	Amount	State Category	Original Taxable	Net Taxable	Overlapping County Data
Land:	1,730,783	1,730,783	Improvement:	97,653	Farm:	10,789,125	10,789,125	
Farm Land:	6,267,925	6,267,925	Owner Occupd:	1,283,765	Residential:	3,362,695	3,362,695	
Building:	7,958,723	7,958,723	Elderly:	354,069	Commercial:	585,180	585,180	
Farm Building:	850,470	850,470	Dis. Veteran:	0	Industrial:	0	0	
State Assessed:	83	83	Sen Freeze:	199,541	Mineral:	0	0	
	16,807,984	16,807,984	Abatement:	0	Pollution Control:	0	0	
Under 150 EAV:	93	93	Developers:	0	State Railroad:	0	0	
	16,807,891	16,807,891	50% Owner Occupied:	0	Local Railroad:	0	0	
			Part Exempt:	0		14,737,000	14,737,000	
			Returning Veteran:	0				
			Disabled Person:	15,343	Other information:	County Total	District Total	
			Disabled 50% Veteran:	5,000	PTELL:			
			Disabled 70% Veteran:	95,020	New Property EAV:	88,916	88,916	
			Leasehold Owner:	18,000	Annexations EAV:	0	0	
			Natural Disaster:	0	Disconnection EAV:	0	0	
			Disabled 30% Veteran:	2,500	Recovered TIF EAV:	0	0	
			2,070,891		Aggregate Extension:	112,952		
					Rate Increase:	0.00000		
					TIF Loss EAV:	0		
					EZ EAV Reduction:	0		
					EZ Tax Reduction:	0.00		
					Industrial Tax Abatement:	0.00		

State Equalization: 1.00000

Fund	Levy Request	State Max Rate	Full Calc'd Rate	Capped Rate	Calculated Taxes	PTELL Factor	PTELL Rate	Final Rate (w/overrides)	Final Taxes	% of Total
007 Road & Bridge	73,060	0.94000	0.49576	0.49576	73,060.15	0.99198	0.49179	0.49179	72,475.02	62.46
008 Joint Bridge	6,800	0.25000	0.04615	0.04615	6,801.13	0.99198	0.04578	0.04578	6,746.59	5.81
009 Permanent Road	25,000	0.25000	0.16965	0.16965	25,001.32	0.99198	0.16829	0.16829	24,800.87	21.38
010 Equipment & Building	7,100	0.10000	0.04818	0.04818	7,100.29	0.99198	0.04780	0.04780	7,044.28	6.07
035 Insurance	5,000	0.00000	0.03393	0.03393	5,000.26	0.99198	0.03366	0.03366	4,960.47	4.28
	116,960		0.79367	0.79367	116,963.15		0.78732	0.78732	116,027.23	100.00



Michael C. Gianasi

I, Michael C. Gianasi, County Clerk for Christian County Illinois, do hereby certify this report to be a true and complete copy of the 2017 extension information.

District Extension Summary

5/24/2018 12:54 pm


T080 - MAY TWP

Tax Year 2017

Assessed		Equalized	Exemptions	Amount	State Category	Original Taxable	Net Taxable	Overlapping County Data		
Land:	7,911,689	7,911,689	Improvement:	416,953	Farm:	15,471,014	15,471,014			
Farm Land:	5,869,647	5,869,647	Owner Occupd:	3,731,466	Residential:	22,907,332	22,907,332			
Building:	30,798,434	30,798,434	Elderly:	988,184	Commercial:	378,153	378,153			
Farm Building:	813,495	813,495	Dis. Veteran:	54,283	Industrial:	0	0			
State Assessed:	229,995	229,995	Sen Freeze:	506,573	Mineral:	492,940	492,940			
	<u>45,623,260</u>	<u>45,623,260</u>	Abatement:	0	Pollution Control:	0	0			
Under 150 EAV:	62	62	Developers:	0	State Railroad:	229,995	229,995			
	<u>45,623,198</u>	<u>45,623,198</u>	50% Owner Occupied:	0	Local Railroad:	0	0			
			Part Exempt:	0		<u>39,479,434</u>	<u>39,479,434</u>			
			Returning Veteran:	0						
			Disabled Person:	32,000	Other information:	County Total	District Total			
			Disabled 50% Veteran:	15,000	PTELL:					
			Disabled 70% Veteran:	384,805	New Property EAV:	314,195	314,195			
			Leasehold Owner:	12,000	Annexations EAV:	0	0			
			Natural Disaster:	0	Disconnection EAV:	0	0			
			Disabled 30% Veteran:	2,500	Recovered TIF EAV:	0	0			
				<u>6,143,764</u>	Aggregate Extension:	119,424				
					Rate Increase:	0.00000				
					TIF Loss EAV:	0				
					EZ EAV Reduction:	0				
					EZ Tax Reduction:	0.00				
					Industrial Tax Abatement:	0.00				

State Equalization: 1.00000

Fund	Levy Request	State Max Rate	Full Calc'd Rate	Capped Rate	Calculated Taxes	PTELL Factor	PTELL Rate	Final Rate (w/overrides)	Final Taxes	% of Total
001 Town General Fund	116,994	0.32000	0.29635	0.29635	116,997.30	0.98017	0.29048	0.29048	114,679.91	93.30
047 Social Security	8,400	0.00000	0.02128	0.02128	8,401.22	0.98017	0.02086	0.02086	8,235.41	6.70
	<u>125,394</u>		<u>0.31763</u>	<u>0.31763</u>	<u>125,398.53</u>		<u>0.31134</u>	<u>0.31134</u>	<u>122,915.32</u>	<u>100.00</u>



Michael C. Gianasi

I, Michael C. Gianasi, County Clerk for Christian County Illinois, do hereby certify this report to be a true and complete copy of the 2017 extension information.

District Extension Summary

T08R - MAY TWP RD

Tax Year 2017

Assessed	Equalized	Exemptions	Amount	State Category	Original Taxable	Net Taxable	Overlapping County Data
Land:	7,911,689	7,911,689	Improvement:	416,953	Farm:	15,471,014	15,471,014
Farm Land:	5,869,647	5,869,647	Owner Occupd:	3,731,466	Residential:	22,907,332	22,907,332
Building:	30,798,434	30,798,434	Elderly:	988,184	Commercial:	378,153	378,153
Farm Building:	813,495	813,495	Dis. Veteran:	54,283	Industrial:	0	0
State Assessed:	229,995	229,995	Sen Freeze:	506,573	Mineral:	492,940	492,940
	45,623,260	45,623,260	Abatement:	0	Pollution Control:	0	0
Under 150 EAV:	62	62	Developers:	0	State Railroad:	229,995	229,995
	45,623,198	45,623,198	50% Owner Occupied:	0	Local Railroad:	0	0
			Part Exempt:	0		39,479,434	39,479,434
			Returning Veteran:	0			
State Equalization: 1.00000			Disabled Person:	32,000	Other Information:	County Total	District Total
			Disabled 50% Veteran:	15,000	PTELL:		
			Disabled 70% Veteran:	384,805	New Property EAV:	314,195	314,195
			Leasehold Owner:	12,000	Annexations EAV:	0	0
			Natural Disaster:	0	Disconnection EAV:	0	0
			Disabled 30% Veteran:	2,500	Recovered TIF EAV:	0	0
				6,143,764	Aggregate Extension:	147,727	
					Rate Increase:	0.00000	
					TIF Loss EAV:	0	
					EZ EAV Reduction:	0	
					EZ Tax Reduction:	0.00	
					Industrial Tax Abatement:	0.00	

Fund	Levy Request	State Max Rate	Full Calc'd Rate	Capped Rate	Calculated Taxes	PTELL Factor	PTEED Rate	Final Rate (w/override)	Final Taxes	% of Total
007 Road & Bridge	50,000	0.94000	0.12665	0.12665	50,000.70	0.98018	0.12414	0.12665	50,000.74	32.89
008 Joint Bridge	15,000	0.25000	0.03800	0.03800	15,002.18	0.98018	0.03725	0.03474	13,715.16	9.02
009 Permanent Road	70,112	0.25000	0.17760	0.17760	70,115.47	0.98018	0.17408	0.17408	68,725.84	45.20
010 Equipment & Building	20,000	0.10000	0.05066	0.05066	20,000.28	0.98018	0.04966	0.04966	19,605.50	12.89
035 Insurance	0	0.00000	0.00000	0.00000	0.00	0.98018		0.00000	0.00	0.00
	155,112		0.39291	0.39291	155,118.64		0.38513	0.38513	152,047.24	100.00

Michael C. Gianasi

I, Michael C. Gianasi, County Clerk for Christian County Illinois, do hereby certify this report to be a true and complete copy of the 2017 extension information.

District Extension Summary

T090 - MOSQUITO TWP

Tax Year 2017

Assessed		Equalized	Exemptions	Amount	State Category	Original Taxable	Net Taxable	Overlapping County Data
Land:	1,294,942	1,294,942	Improvement:	71,004	Farm:	18,671,910	18,671,910	
Farm Land:	13,052,334	13,052,334	Owner Occupd:	761,398	Residential:	23,202	23,202	
Building:	5,478,204	5,478,204	Elderly:	212,322	Commercial:	613,406	613,406	
Farm Building:	820,196	820,196	Dis. Veteran:	0	Industrial:	64,198	64,198	
State Assessed:	0	0	Sen Freeze:	106,087	Mineral:	60,602	60,602	
	20,645,676	20,645,676	Abatement:	0	Pollution Control:	0	0	
Under 150 EAV:	4,203	4,203	Developers:	0	State Railroad:	0	0	
	20,641,473	20,641,473	50% Owner Occupied:	0	Local Railroad:	0	0	
			Part Exempt:	0		19,433,318	19,433,318	
			Returning Veteran:	0				
			Disabled Person:	12,000	Other information:	County Total	District Total	
			Disabled 50% Veteran:	5,000	PTELL:			
			Disabled 70% Veteran:	40,344	New Property EAV:	131,387	131,387	
			Leasehold Owner:	0	Annexations EAV:	0	0	
			Natural Disaster:	0	Disconnection EAV:	0	0	
			Disabled 30% Veteran:	0	Recovered TIF EAV:	0	0	
				1,208,155	Aggregate Extension:	61,831		
					Rate Increase:	0.00000		
					TIF Loss EAV:	0		
					EZ EAV Reduction:	0		
					EZ Tax Reduction:	0.00		
					Industrial Tax Abatement:	0.00		

State Equalization: 1.00000

Fund	Levy Request	State Max Rate	Full Calc'd Rate	Capped Rate	Calculated Taxes	PTELL Factor	PTELL Rate	Final Rate (w/overrides)	Final Taxes	% of Total
001 Town General Fund	48,615	0.45000	0.25017	0.25017	48,616.33			0.25017	48,616.39	78.63
005 I M R F	4,900	0.00000	0.02522	0.02522	4,901.08			0.02522	4,901.09	7.93
027 Audit	513	0.00500	0.00264	0.00264	513.04			0.00264	513.04	0.83
035 Insurance	2,000	0.00000	0.01030	0.01030	2,001.63			0.01030	2,001.63	3.24
047 Social Security	5,800	0.00000	0.02985	0.02985	5,800.85			0.02985	5,800.85	9.38
	61,828		0.31818	0.31818	61,832.93			0.31818	61,833.00	100.00



Michael C. Gianasi

I, Michael C. Gianasi, County Clerk for Christian County Illinois, do hereby certify this report to be a true and complete copy of the 2017 extension information.

District Extension Summary

T09R - MOSQUITO TWP RD

Tax Year 2017

Assessed		Equalized	Exemptions	Amount	State Category	Original Taxable	Net Taxable	Overlapping County Data
Land:	1,294,942	1,294,942	Improvement:	71,004	Farm:	18,671,910	18,671,910	
Farm Land:	13,052,334	13,052,334	Owner Occupd:	761,398	Residential:	23,202	23,202	
Building:	5,478,204	5,478,204	Elderly:	212,322	Commercial:	613,406	613,406	
Farm Building:	820,196	820,196	Dis. Veteran:	0	Industrial:	64,198	64,198	
State Assessed:	0	0	Sen Freeze:	106,087	Mineral:	60,602	60,602	
	20,645,676	20,645,676	Abatement:	0	Pollution Control:	0	0	
Under 150 EAV:	4,203	4,203	Developers:	0	State Railroad:	0	0	
	20,641,473	20,641,473	50% Owner Occupied:	0	Local Railroad:	0	0	
			Part Exempt:	0		19,433,318	19,433,318	
			Returning Veteran:	0				
			Disabled Person:	12,000	Other information:	County Total	District Total	
			Disabled 50% Veteran:	5,000	PTELL:			
			Disabled 70% Veteran:	40,344	New Property EAV:	131,387	131,387	
			Leasehold Owner:	0	Annexations EAV:	0	0	
			Natural Disaster:	0	Disconnection EAV:	0	0	
			Disabled 30% Veteran:	0	Recovered TIF EAV:	0	0	
				1,208,155	Aggregate Extension:	101,485		
					Rate Increase:	0.00000		
					TIF Loss EAV:	0		
					EZ EAV Reduction:	0		
					EZ Tax Reduction:	0.00		
					Industrial Tax Abatement:	0.00		

State Equalization: 1.00000

Fund	Levy Request	State Max Rate	Full Calc'd Rate	Capped Rate	Calculated Taxes	PTEEL Factor	PTEEL Rate	Final Rate (w/overrides)	Final Taxes	% of Total
005 I M R F	3,520	0.00000	0.01812	0.01812	3,521.32			0.01812	3,521.31	3.47
007 Road & Bridge	58,562	0.94000	0.30135	0.30135	58,562.30			0.30135	58,562.17	57.70
008 Joint Bridge	4,932	0.25000	0.02538	0.02538	4,932.18			0.02538	4,932.16	4.86
009 Permanent Road	18,759	0.25000	0.09654	0.09654	18,760.93			0.09654	18,760.88	18.49
010 Equipment & Building	4,291	0.10000	0.02209	0.02209	4,292.82			0.02209	4,292.81	4.23
035 Insurance	7,164	0.00000	0.03687	0.03687	7,165.06			0.03687	7,165.05	7.06
047 Social Security	4,251	0.00000	0.02188	0.02188	4,252.01			0.02188	4,252.00	4.19
	101,479		0.52223	0.52223	101,486.62			0.52223	101,486.38	100.00

Michael C. Gianasi

I, Michael C. Gianasi, County Clerk for Christian County Illinois, do hereby certify this report to be a true and complete copy of the 2017 extension information.

District Extension Summary

T100 - MT. AUBURN TWP

Tax Year 2017

Assessed		Equalized	Exemptions	Amount	State Category	Original Taxable	Net Taxable	Overlapping County Data
Land:	2,858,608	2,858,608	Improvement:	112,020	Farm:	18,663,778	18,663,778	
Farm Land:	11,121,718	11,121,718	Owner Occupd:	2,097,829	Residential:	3,982,753	3,982,753	
Building:	13,158,223	13,158,223	Elderly:	502,396	Commercial:	2,272,020	2,272,020	
Farm Building:	895,870	895,870	Dis. Veteran:	0	Industrial:	412	412	
State Assessed:	5,794	5,794	Sen Freeze:	177,959	Mineral:	69,325	69,325	
	28,040,213	28,040,213	Abatement:	0	Pollution Control:	0	0	
Under 150 EAV:	1,544	1,544	Developers:	0	State Railroad:	5,382	5,382	
	28,038,669	28,038,669	50% Owner Occupied:	6,000	Local Railroad:	0	0	
			Part Exempt:	0		24,993,670	24,993,670	
			Returning Veteran:	0				
			Disabled Person:	40,000	Other information:	County Total	District Total	
			Disabled 50% Veteran:	0	PTELL:			
			Disabled 70% Veteran:	72,795	New Property EAV:	46,584	46,584	
			Leasehold Owner:	36,000	Annexations EAV:	0	0	
			Natural Disaster:	0	Disconnection EAV:	0	0	
			Disabled 30% Veteran:	0	Recovered TIF EAV:	0	0	
				3,044,999	Aggregate Extension:	80,895		
					Rate Increase:	0.00000		
					TIF Loss EAV:	0		
					EZ EAV Reduction:	0		
					EZ Tax Reduction:	0.00		
					Industrial Tax Abatement:	0.00		

State Equalization: 1.00000

Fund	Levy Request	State Max Rate	Full Calc'd Rate	Capped Rate	Calculated Taxes	PTELL Factor	PTELL Rate	Final Rate (w/overrides)	Final Taxes	% of Total
001 Town General Fund	59,212	0.42000	0.23691	0.23691	59,212.50			0.23691	59,212.47	71.85
005 I M R F	3,120	0.00000	0.01249	0.01249	3,121.71			0.01249	3,121.71	3.79
017 Cemetery	17,119	0.20000	0.06850	0.06850	17,120.66			0.06850	17,120.66	20.78
047 Social Security	2,953	0.00000	0.01182	0.01182	2,954.25			0.01182	2,954.25	3.58
	82,404		0.32972	0.32972	82,409.13			0.32972	82,409.09	100.00



Michael C. Gianasi

I, Michael C. Gianasi, County Clerk for Christian County Illinois, do hereby certify this report to be a true and complete copy of the 2017 extension information.

District Extension Summary

5/24/2018 12:54 pm

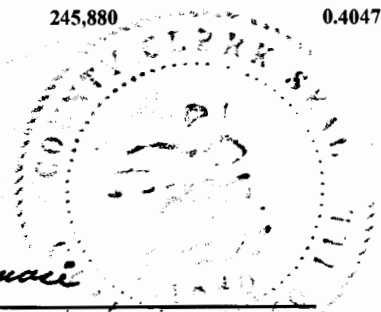
T110 - PANA TWP

Tax Year 2017

Assessed		Equalized	Exemptions		Amount	State Category	Original Taxable	Net Taxable	Overlapping County Data	
Land:	12,021,558	12,021,558	Improvement:	522,966	Farm:	15,979,731	15,959,991			
Farm Land:	5,983,732	5,983,732	Owner Occupd:	11,286,788	Residential:	29,635,645	29,581,676			
Building:	58,299,848	58,299,848	Elderly:	3,443,421	Commercial:	12,851,525	12,209,614			
Farm Building:	1,048,314	1,048,314	Dis. Veteran:	0	Industrial:	551,006	444,760			
State Assessed:	1,531,511	1,531,511	Sen Freeze:	1,182,267	Mineral:	197,776	197,776			
	78,884,963	78,884,963	Abatement:	0	Pollution Control:	0	0			
Under 150 EAV:	736	736	Developers:	0	State Railroad:	1,531,434	1,300,906			
	78,884,227	78,884,227	50% Owner Occupied:	6,000	Local Railroad:	3,624	3,624			
			Part Exempt:	0		60,750,741	59,698,347			
			Returning Veteran:	0						
			Disabled Person:	251,192	Other Information:	County Total	District Total			
			Disabled 50% Veteran:	10,853	PTELL:					
			Disabled 70% Veteran:	368,305	New Property EAV:	300,162	300,162			
			Leasehold Owner:	1,056,694	Annexations EAV:	0	0			
			Natural Disaster:	0	Disconnection EAV:	0	0			
			Disabled 30% Veteran:	5,000	Recovered TIF EAV:	0	0			
				18,133,486	Aggregate Extension:	234,194				
					Rate Increase:	0.00000				
					TIF Loss EAV:	927,037				
					EZ EAV Reduction:	125,357				
					EZ Tax Reduction:	504.67				
					Industrial Tax Abatement:	0.00				

State Equalization: 1.00000

Fund	Levy Request	State Max Rate	Full Calc'd Rate	Capped Rate	Calculated Taxes	PTELL Factor	PTELL Rate	Final Rate (w/overrides)	Final Taxes	% of Total
001 Town General Fund	118,630	0.25000	0.19528	0.19872	120,723.87	0.98440	0.19562	0.19562	116,781.71	48.59
005 I M R F	31,000	0.00000	0.05103	0.05193	31,547.86	0.98440	0.05112	0.05112	30,517.75	12.70
027 Audit	4,750	0.00500	0.00782	0.00500	3,037.54	0.98440	0.00493	0.00493	2,943.12	1.22
035 Insurance	9,500	0.00000	0.01564	0.01592	9,671.52	0.98440	0.01568	0.01568	9,360.69	3.89
047 Social Security	17,000	0.00000	0.02799	0.02848	17,301.81	0.98440	0.02804	0.02804	16,739.39	6.96
054 General Assistance	65,000	0.00000	0.10700	0.10889	66,151.48	0.98440	0.10720	0.10720	63,996.53	26.63
	245,880		0.40476	0.40894	248,434.08		0.40259	0.40259	240,339.19	100.00



Michael C. Gianasi

I, Michael C. Gianasi, County Clerk for Christian County Illinois, do hereby certify this report to be a true and complete copy of the 2017 extension information.

District Extension Summary

5/24/2018 12:54 pm

T11R - PANA TWP RD

Tax Year 2017

Assessed		Equalized	Exemptions	Amount	State Category	Original Taxable	Net Taxable	Overlapping County Data	
Land:	12,021,558	12,021,558	Improvement:	522,966	Farm:	15,979,731	15,959,991		
Farm Land:	5,983,732	5,983,732	Owner Occupd:	11,286,788	Residential:	29,635,645	29,581,676		
Building:	58,299,848	58,299,848	Elderly:	3,443,421	Commercial:	12,851,525	12,209,614		
Farm Building:	1,048,314	1,048,314	Dis. Veteran:	0	Industrial:	551,006	444,760		
State Assessed:	1,531,511	1,531,511	Sen Freeze:	1,182,267	Mineral:	197,776	197,776		
	78,884,963	78,884,963	Abatement:	0	Pollution Control:	0	0		
Under 150 EAV:	736	736	Developers:	0	State Railroad:	1,531,434	1,300,906		
	78,884,227	78,884,227	50% Owner Occupied:	6,000	Local Railroad:	3,624	3,624		
			Part Exempt:	0		60,750,741	59,698,347		
			Returning Veteran:	0					
			Disabled Person:	251,192	Other information:	County Total	District Total		
			Disabled 50% Veteran:	10,853	PTELL:				
			Disabled 70% Veteran:	368,305	New Property EAV:	300,162	300,162		
			Leasehold Owner:	1,056,694	Annexations EAV:	0	0		
			Natural Disaster:	0	Disconnection EAV:	0	0		
			Disabled 30% Veteran:	5,000	Recovered TIF EAV:	0	0		
				18,133,486	Aggregate Extension:	248,281			
					Rate Increase:	0.00000			
					TIF Loss EAV:	927,037			
					EZ EAV Reduction:	125,357			
					EZ Tax Reduction:	535.02			
					Industrial Tax Abatement:	0.00			

State Equalization: 1.00000

Fund	Levy Request	State Max Rate	Full Calc'd Rate	Capped Rate	Calculated Taxes	PTELL Factor	PTELL Rate	Final Rate (w/overrides)	Final Taxes	% of Total
007 Road & Bridge	55,000	0.94000	0.09054	0.09213	55,969.66	0.98194	0.09047	0.09047	54,009.14	21.20
008 Joint Bridge	12,800	0.25000	0.02107	0.02145	13,031.03	0.98194	0.02107	0.02107	12,578.45	4.94
009 Permanent Road	134,670	0.25000	0.22168	0.22559	137,047.60	0.98194	0.22152	0.22152	132,243.87	51.90
010 Equipment & Building	43,000	0.10000	0.07079	0.07203	43,758.76	0.98194	0.07073	0.07073	42,224.67	16.57
027 Audit	4,200	0.00500	0.00692	0.00500	3,037.54	0.98194	0.00491	0.00491	2,931.19	1.15
035 Insurance	11,000	0.00000	0.01811	0.01843	11,196.36	0.98194	0.01810	0.01810	10,805.41	4.24
090 Road Damage	0	0.03300	0.00000	0.00000	0.00	0.98194		0.00000	0.00	0.00
	260,670		0.42911	0.43463	264,040.95		0.42680	0.42680	254,792.73	100.00

Michael C. Gianasi

I, Michael C. Gianasi, County Clerk for Christian County Illinois, do hereby certify this report to be a true and complete copy of the 2017 extension information.


District Extension Summary

T120 - PRAIRIETON TWP

Tax Year 2017

Assessed	Equalized	Exemptions	Amount	State Category	Original Taxable	Net Taxable	Overlapping County Data
Land:	1,867,424	1,867,424	Improvement:	36,414	Farm:	15,745,009	15,745,009
Farm Land:	8,162,782	8,162,782	Owner Occupd:	947,721	Residential:	719,740	719,740
Building:	7,388,068	7,388,068	Elderly:	219,391	Commercial:	109,513	109,513
Farm Building:	651,370	651,370	Dis. Veteran:	0	Industrial:	0	0
State Assessed:	24,423	24,423	Sen Freeze:	163,392	Mineral:	90,012	90,012
	18,094,067	18,094,067	Abatement:	0	Pollution Control:	0	0
Under 150 EAV:	452	452	Developers:	0	State Railroad:	24,423	24,423
	18,093,615	18,093,615	50% Owner Occupied:	0	Local Railroad:	0	0
			Part Exempt:	0		16,688,697	16,688,697
			Returning Veteran:	0			
State Equalization: 1.00000			Disabled Person:	26,000	Other Information:	County Total	District Total
			Disabled 50% Veteran:	0	PTELL:		
			Disabled 70% Veteran:	0	New Property EAV:	1,137	1,137
			Leasehold Owner:	12,000	Annexations EAV:	0	0
			Natural Disaster:	0	Disconnection EAV:	0	0
			Disabled 30% Veteran:	0	Recovered TIF EAV:	0	0
				1,404,918	Aggregate Extension:	72,497	
					Rate Increase:	0.00000	
					TIF Loss EAV:	0	
					EZ EAV Reduction:	0	
					EZ Tax Reduction:	0.00	
					Industrial Tax Abatement:	0.00	

Fund	Levy Request	State Max Rate	Full Calc'd Rate	Capped Rate	Calculated Taxes	PTELL Factor	PTELL Rate	Final Rate (w/overrides)	Final Taxes	% of Total
001 Town General Fund	61,900	0.45000	0.37091	0.37091	61,900.05	0.91841	0.34065	0.34065	56,850.14	76.79
017 Cemetery	13,700	0.20000	0.08210	0.08210	13,701.42	0.91841	0.07541	0.07541	12,584.97	17.00
035 Insurance	3,000	0.00000	0.01798	0.01798	3,000.63	0.91841	0.01652	0.01652	2,756.98	3.72
047 Social Security	2,000	0.00000	0.01199	0.01199	2,000.97	0.91841	0.01102	0.01102	1,839.10	2.48
	80,600		0.48298	0.48298	80,603.07		0.44360	0.44360	74,031.19	100.00



Michael C. Gianasi

I, Michael C. Gianasi, County Clerk for Christian County Illinois, do hereby certify this report to be a true and complete copy of the 2017 extension information.


District Extension Summary

T12R - PRAIRIETON TWP RD

Tax Year 2017

Assessed		Equalized	Exemptions	Amount	State Category	Original Taxable	Net Taxable	Overlapping County Data
Land:	1,867,424	1,867,424	Improvement:	36,414	Farm:	15,745,009	15,745,009	
Farm Land:	8,162,782	8,162,782	Owner Occupd:	947,721	Residential:	719,740	719,740	
Building:	7,388,068	7,388,068	Elderly:	219,391	Commercial:	109,513	109,513	
Farm Building:	651,370	651,370	Dis. Veteran:	0	Industrial:	0	0	
State Assessed:	24,423	24,423	Sen Freeze:	163,392	Mineral:	90,012	90,012	
	18,094,067	18,094,067	Abatement:	0	Pollution Control:	0	0	
Under 150 EAV:	452	452	Developers:	0	State Railroad:	24,423	24,423	
	18,093,615	18,093,615	50% Owner Occupied:	0	Local Railroad:	0	0	
			Part Exempt:	0		16,688,697	16,688,697	
			Returning Veteran:	0				
State Equalization: 1.00000			Disabled Person:	26,000	Other information:	County Total	District Total	
			Disabled 50% Veteran:	0	PTELL:			
			Disabled 70% Veteran:	0	New Property EAV:	1,137	1,137	
			Leasehold Owner:	12,000	Annexations EAV:	0	0	
			Natural Disaster:	0	Disconnection EAV:	0	0	
			Disabled 30% Veteran:	0	Recovered TIF EAV:	0	0	
				1,404,918	Aggregate Extension:	95,623		
					Rate Increase:	0.00000		
					TIF Loss EAV:	0		
					EZ EAV Reduction:	0		
					EZ Tax Reduction:	0.00		
					Industrial Tax Abatement:	0.00		

Fund	Levy Request	State Max Rate	Full-Calc'd Rate	Capped Rate	Calculated Taxes	PTELL Factor	PTELL Rate	Final Rate (w/overrides)	Final Taxes	% of Total
005 I M R F	6,000	0.00000	0.03596	0.03596	6,001.26	0.92412	0.03324	0.03324	5,547.32	5.68
007 Road & Bridge	54,500	0.94000	0.32657	0.32657	54,500.28	0.92412	0.30179	0.30179	50,364.81	51.58
008 Joint Bridge	7,700	0.25000	0.04614	0.04614	7,700.16	0.92412	0.04264	0.04264	7,116.06	7.29
009 Permanent Road	26,200	0.25000	0.15700	0.15700	26,201.25	0.92412	0.14509	0.14509	24,213.63	24.80
010 Equipment & Building	5,250	0.10000	0.03146	0.03146	5,250.26	0.92412	0.02908	0.02908	4,853.07	4.97
035 Insurance	5,000	0.00000	0.02997	0.02997	5,001.60	0.92412	0.02770	0.02770	4,622.77	4.73
047 Social Security	1,000	0.00000	0.00600	0.00600	1,001.32	0.92412	0.00555	0.00555	926.22	0.95
	105,650		0.63310	0.63310	105,656.14		0.58509	0.58509	97,643.88	100.00



Michael C. Gianasi

I, Michael C. Gianasi, County Clerk for Christian County Illinois, do hereby certify this report to be a true and complete copy of the 2017 extension information.

District Extension Summary

5/24/2018 12:54 pm

T130 - RICKS TWP

Tax Year 2017

Assessed		Equalized	Exemptions		Amount	State Category	Original Taxable	Net Taxable	Overlapping County Data	
Land:	2,520,810	2,520,810	Improvement:	227,613	Farm:	9,903,104	9,903,104			
Farm Land:	6,483,641	6,483,641	Owner Occupd:	2,388,427	Residential:	7,063,302	7,063,302			
Building:	13,234,454	13,234,454	Elderly:	602,073	Commercial:	2,267,854	2,267,854			
Farm Building:	844,786	844,786	Dis. Veteran:	0	Industrial:	0	0			
State Assessed:	348,294	348,294	Sen Freeze:	376,431	Mineral:	2,000	2,000			
	23,431,985	23,431,985	Abatement:	0	Pollution Control:	0	0			
Under 150 EAV:	90	90	Developers:	0	State Railroad:	348,204	348,204			
	23,431,895	23,431,895	50% Owner Occupied:	0	Local Railroad:	96,560	96,560			
			Part Exempt:	0		19,681,024	19,681,024			
			Returning Veteran:	0						
			Disabled Person:	29,050						
			Disabled 50% Veteran:	0						
			Disabled 70% Veteran:	22,962						
			Leaschold Owner:	104,315						
			Natural Disaster:	0						
			Disabled 30% Veteran:	0						
				3,750,871						
			State Equalization: 1.00000							
						Other information:	County Total	District Total		
						PTELL:				
						New Property EAV:	74,734	74,734		
						Annexations EAV:	0	0		
						Disconnection EAV:	0	0		
						Recovered TIF EAV:	0	0		
						Aggregate Extension:	61,500			
						Rate Increase:	0.00000			
						TIF Loss EAV:	0			
						EZ EAV Reduction:	0			
						EZ Tax Reduction:	0.00			
						Industrial Tax Abatement:	0.00			

Fund	Levy Request	State Max Rate	Full Calc'd Rate	Capped Rate	Calculated Taxes	PTELL Factor	PTELL Rate	Final Rate (w/overrides)	Final Taxes	% of Total
001 Town General Fund	56,000	0.43000	0.28454	0.28454	56,000.39			0.28454	56,000.37	100.00
054 General Assistance	0	0.00000	0.00000	0.00000	0.00			0.00000	0.00	0.00
	56,000		0.28454	0.28454	56,000.39			0.28454	56,000.37	100.00

Michael C. Gianasi

I, Michael C. Gianasi, County Clerk for Christian County Illinois, do hereby certify this report to be a true and complete copy of the 2017 extension information.

District Extension Summary

T13R - RICKS TWP RD


Tax Year 2017

Assessed		Equalized	Exemptions	Amount	State Category	Original Taxable	Net Taxable	Overlapping County Data		
Land:	2,520,810	2,520,810	Improvement:	227,613	Farm:	9,903,104	9,903,104			
Farm Land:	6,483,641	6,483,641	Owner Occupd:	2,388,427	Residential:	7,063,302	7,063,302			
Building:	13,234,454	13,234,454	Elderly:	602,073	Commercial:	2,267,854	2,267,854			
Farm Building:	844,786	844,786	Dis. Veteran:	0	Industrial:	0	0			
State Assessed:	348,294	348,294	Sen Freeze:	376,431	Mineral:	2,000	2,000			
	23,431,985	23,431,985	Abatement:	0	Pollution Control:	0	0			
Under 150 EAV:	90	90	Developers:	0	State Railroad:	348,204	348,204			
	23,431,895	23,431,895	50% Owner Occupied:	0	Local Railroad:	96,560	96,560			
			Part Exempt:	0		19,681,024	19,681,024			
			Returning Veteran:	0						
			Disabled Person:	29,050	Other information:	County Total	District Total			
			Disabled 50% Veteran:	0	PTELL:					
			Disabled 70% Veteran:	22,962	New Property EAV:	74,734	74,734			
			Leasehold Owner:	104,315	Annexations EAV:	0	0			
			Natural Disaster:	0	Disconnection EAV:	0	0			
			Disabled 30% Veteran:	0	Recovered TIF EAV:	0	0			
				3,750,871	Aggregate Extension:	113,792				
					Rate Increase:	0.00000				
					TIF Loss EAV:	0				
					EZ EAV Reduction:	0				
					EZ Tax Reduction:	0.00				
					Industrial Tax Abatement:	0.00				

State Equalization: 1.00000

Fund	Levy Request	State Max Rate	Full Calc'd Rate	Capped Rate	Calculated Taxes	PTELL Factor	PTELL Rate	Final Rate (w/overrides)	Final Taxes	% of Total
007 Road & Bridge	93,500	0.94000	0.47508	0.47508	93,500.61	0.98544	0.46817	0.46817	92,140.70	79.00
008 Joint Bridge	9,585	0.25000	0.04871	0.04871	9,586.63	0.98544	0.04801	0.04801	9,448.87	8.10
009 Permanent Road	8,385	0.25000	0.04261	0.04261	8,386.08	0.98544	0.04199	0.04199	8,264.07	7.09
010 Equipment & Building	6,875	0.10000	0.03494	0.03494	6,876.55	0.98544	0.03444	0.03444	6,778.15	5.81
	118,345		0.60134	0.60134	118,349.87		0.59261	0.59261	116,631.79	100.00

Michael C. Gianasi



I, Michael C. Gianasi, County Clerk for Christian County Illinois, do hereby certify this report to be a true and complete copy of the 2017 extension information.

District Extension Summary

5/24/2018 12:54 pm

T140 - ROSAMOND TWP

Tax Year 2017

Assessed	Equalized	Exemptions	Amount	State Category	Original Taxable	Net Taxable	Overlapping County Data
Land:	1,042,404	1,042,404	Improvement:	13,946	Farm:	10,165,941	10,165,941
Farm Land:	5,953,986	5,953,986	Owner Occupd:	743,137	Residential:	390,371	390,371
Building:	4,793,459	4,793,459	Elderly:	188,567	Commercial:	789,773	789,773
Farm Building:	950,566	950,566	Dis. Veteran:	0	Industrial:	0	0
State Assessed:	704,792	704,792	Sen Freeze:	79,931	Mineral:	314,869	314,869
	13,445,207	13,445,207	Abatement:	0	Pollution Control:	0	0
			Developers:	0	State Railroad:	704,792	704,792
			50% Owner Occupied:	0	Local Railroad:	0	0
			Part Exempt:	0		12,365,746	12,365,746
			Returning Veteran:	0			
			Disabled Person:	6,550	Other information:	County Total	District Total
			Disabled 50% Veteran:	0	PTELL:		
			Disabled 70% Veteran:	29,330	New Property EAV:	271,799	271,799
			Leasehold Owner:	18,000	Annexations EAV:	0	0
			Natural Disaster:	0	Disconnection EAV:	0	0
			Disabled 30% Veteran:	0	Recovered TIF EAV:	0	0
				1,079,461	Aggregate Extension:	37,001	
					Rate Increase:	0.00000	
					TIF Loss EAV:	0	
					EZ EAV Reduction:	0	
					EZ Tax Reduction:	0.00	
					Industrial Tax Abatement:	0.00	

State Equalization: 1.00000

Fund	Levy Request	State Max Rate	Full Calc'd Rate	Capped Rate	Calculated Taxes	PTELL Factor	PTELL Rate	Final Rate (w/overrides)	Final Taxes	% of Total
001 Town General Fund	37,000	0.65000	0.29922	0.29922	37,000.79			0.29922	37,000.87	100.00
	37,000		0.29922	0.29922	37,000.79			0.29922	37,000.87	100.00

Michael C. Gianasi

I, Michael C. Gianasi, County Clerk for Christian County Illinois, do hereby certify this report to be a true and complete copy of the 2017 extension information.

District Extension Summary


T150 - SOUTH FORK TWP

Tax Year 2017

Assessed	Equalized	Exemptions	Amount	State Category	Original Taxable	Net Taxable	Overlapping County Data
Land:	7,071,597	7,071,597	Improvement:	267,441	Farm:	21,746,772	21,746,772
Farm Land:	13,942,833	13,942,833	Owner Occupd:	5,257,670	Residential:	12,247,939	12,247,939
Building:	33,122,394	33,122,394	Elderly:	1,437,148	Commercial:	1,854,860	1,854,860
Farm Building:	1,415,266	1,415,266	Dis. Veteran:	0	Industrial:	10,204,722	10,204,722
State Assessed:	1,276,956	1,276,956	Sen Freeze:	383,256	Mineral:	374,633	374,633
	56,829,046	56,829,046	Abatement:	0	Pollution Control:	0	0
Under 150 EAV:	983	983	Developers:	0	State Railroad:	1,253,455	1,253,455
	56,828,063	56,828,063	50% Owner Occupied:	3,000	Local Railroad:	1,094,870	1,094,870
			Part Exempt:	0		48,777,251	48,777,251
			Returning Veteran:	5,000	Other information:		
			Disabled Person:	120,473	County Total	District Total	
			Disabled 50% Veteran:	5,000	PTELL:		
			Disabled 70% Veteran:	328,833	New Property EAV:	550,309	550,309
			Leasehold Owner:	235,491	Annexations EAV:	0	0
			Natural Disaster:	0	Disconnection EAV:	0	0
			Disabled 30% Veteran:	7,500	Recovered TIF EAV:	0	0
				8,050,812	Aggregate Extension:	207,897	
					Rate Increase:	0.00000	
					TIF Loss EAV:	0	
					EZ EAV Reduction:	0	
					EZ Tax Reduction:	0.00	
					Industrial Tax Abatement:	0.00	

State Equalization: 1.00000

Fund	Levy Request	State Max Rate	Full Calcd Rate	Capped Rate	Calculated Taxes	PTELL Factor	PTELL Rate	Final Rate (w/overrides)	Final Taxes	% of Total
001 Town General Fund	117,800	0.25000	0.24151	0.24151	117,801.94	0.99711	0.24082	0.24082	117,465.31	54.71
005 I M R F	10,000	0.00000	0.02051	0.02051	10,004.21	0.99711	0.02046	0.02046	9,979.82	4.65
035 Insurance	20,500	0.00000	0.04203	0.04203	20,501.08	0.99711	0.04191	0.04191	20,442.53	9.52
047 Social Security	11,000	0.00000	0.02256	0.02256	11,004.15	0.99711	0.02250	0.02250	10,974.88	5.11
054 General Assistance	56,000	0.00000	0.11481	0.11481	56,001.16	0.99711	0.11448	0.11448	55,840.16	26.01
	215,300		0.44142	0.44142	215,312.54		0.44017	0.44017	214,702.70	100.00



Michael C. Gianasi

I, Michael C. Gianasi, County Clerk for Christian County Illinois, do hereby certify this report to be a true and complete copy of the 2017 extension information.

District Extension Summary


T15R - SOUTH FORK TWP RD

Tax Year 2017

Assessed		Equalized	Exemptions	Amount	State Category	Original Taxable	Net Taxable	Overlapping County Data
Land:	7,071,597	7,071,597	Improvement:	267,441	Farm:	21,746,772	21,746,772	
Farm Land:	13,942,833	13,942,833	Owner Occupd:	5,257,670	Residential:	12,247,939	12,247,939	
Building:	33,122,394	33,122,394	Elderly:	1,437,148	Commercial:	1,854,860	1,854,860	
Farm Building:	1,415,266	1,415,266	Dis. Veteran:	0	Industrial:	10,204,722	10,204,722	
State Assessed:	1,276,956	1,276,956	Sen Freeze:	383,256	Mineral:	374,633	374,633	
	56,829,046	56,829,046	Abatement:	0	Pollution Control:	0	0	
Under 150 EAV:	983	983	Developers:	0	State Railroad:	1,253,455	1,253,455	
	56,828,063	56,828,063	50% Owner Occupied:	3,000	Local Railroad:	1,094,870	1,094,870	
			Part Exempt:	0		48,777,251	48,777,251	
			Returning Veteran:	5,000	Other information:		County Total	District Total
			Disabled Person:	120,473	PTELL:			
			Disabled 50% Veteran:	5,000	New Property EAV:	550,309	550,309	
			Disabled 70% Veteran:	328,833	Annexations EAV:	0	0	
			Leasehold Owner:	235,491	Disconnection EAV:	0	0	
			Natural Disaster:	0	Recovered TIF EAV:	0	0	
			Disabled 30% Veteran:	7,500	Aggregate Extension:	275,222		
				8,050,812	Rate Increase:	0.00000		
					TIF Loss EAV:	0		
					EZ EAV Reduction:	0		
					EZ Tax Reduction:	0.00		
					Industrial Tax Abatement:	0.00		

State Equalization: 1.00000

Fund	Levy Request	State Max Rate	Full Cap'd Rate	Capped Rate	Calculated Taxes	PTELL Factor	PTELL Rate	Final Rate (w/overrides)	Final Taxes	% of Total
005 I M R F	24,700	0.00000	0.05064	0.05064	24,700.80	0.99716	0.05050	0.05050	24,632.51	8.67
007 Road & Bridge	116,000	0.94000	0.23782	0.23782	116,002.06	0.99716	0.23715	0.23715	115,675.18	40.70
008 Joint Bridge	17,000	0.25000	0.03486	0.03486	17,003.75	0.99716	0.03477	0.03477	16,959.84	5.97
009 Permanent Road	73,000	0.25000	0.14966	0.14966	73,000.03	0.99716	0.14924	0.14924	72,795.12	25.61
010 Equipment & Building	22,000	0.10000	0.04511	0.04511	22,003.42	0.99716	0.04499	0.04499	21,944.87	7.72
035 Insurance	9,800	0.00000	0.02010	0.02010	9,804.23	0.99716	0.02005	0.02005	9,779.83	3.44
047 Social Security	22,300	0.00000	0.04572	0.04572	22,300.96	0.99716	0.04560	0.04560	22,242.41	7.83
060 Unemployment Insurance	200	0.00000	0.00042	0.00042	204.86	0.99716	0.00042	0.00042	204.86	0.07
	285,000		0.58433	0.58433	285,020.11		0.58272	0.58272	284,234.62	100.00



Michael C. Gianasi

I, Michael C. Gianasi, County Clerk for Christian County Illinois, do hereby certify this report to be a true and complete copy of the 2017 extension information.

District Extension Summary

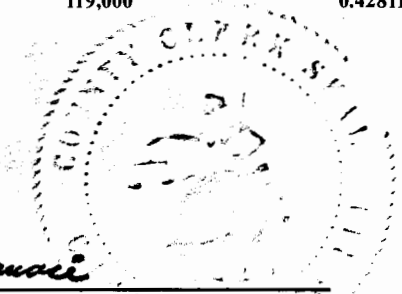
T160 - STONINGTON TWP

Tax Year 2017

Assessed		Equalized	Exemptions	Amount	State Category	Original Taxable	Net Taxable	Overlapping County Data	
Land:	2,200,830	2,200,830	Improvement:	36,349	Farm:	16,178,494	15,077,800		
Farm Land:	11,551,200	11,551,200	Owner Occupd:	2,022,976	Residential:	6,146,291	6,120,996		
Building:	15,449,322	15,449,322	Elderly:	539,090	Commercial:	4,503,604	3,715,087		
Farm Building:	871,234	871,234	Dis. Veteran:	0	Industrial:	0	0		
State Assessed:	660,971	660,971	Sen Freeze:	214,494	Mineral:	62,130	62,130		
	30,733,557	30,733,557	Abatement:	0	Pollution Control:	0	0		
Under 150 EAV:	163	163	Developers:	0	State Railroad:	660,919	643,419		
	30,733,394	30,733,394	50% Owner Occupied:	0	Local Railroad:	246,920	246,920		
			Part Exempt:	0		27,798,358	25,866,352		
			Returning Veteran:	0					
			Disabled Person:	34,000	Other Information:	County Total	District Total		
			Disabled 50% Veteran:	0	PTELL:				
			Disabled 70% Veteran:	76,127	New Property EAV:	39,132	39,132		
			Leasehold Owner:	12,000	Annexations EAV:	0	0		
			Natural Disaster:	0	Disconnection EAV:	0	0		
			Disabled 30% Veteran:	0	Recovered TIF EAV:	0	0		
				2,935,036	Aggregate Extension:	117,010			
					Rate Increase:	0.00000			
					TIF Loss EAV:	1,932,006			
					EZ EAV Reduction:	0			
					EZ Tax Reduction:	0.00			
					Industrial Tax Abatement:	0.00			

State Equalization: 1.00000

Fund	Levy Request	State Max Rate	Full Calc'd Rate	Capped Rate	Calculated Taxes	PTELL Factor	PTELL Rate	Final Rate (w/overrides)	Final Taxes	% of Total
001 Town General Fund	101,000	0.41000	0.36334	0.39047	108,544.25			0.39047	101,000.57	84.87
005 I M R F	1,000	0.00000	0.00360	0.00387	1,075.80			0.00387	1,001.03	0.84
017 Cemetery	11,500	0.20000	0.04137	0.04446	12,359.15			0.04446	11,500.21	9.66
035 Insurance	2,000	0.00000	0.00720	0.00774	2,151.59			0.00774	2,002.06	1.68
047 Social Security	1,000	0.00000	0.00360	0.00387	1,075.80			0.00387	1,001.03	0.84
054 General Assistance	2,500	0.00000	0.00900	0.00967	2,688.10			0.00967	2,501.28	2.10
	119,000		0.42811	0.46008	127,894.69			0.46008	119,006.18	100.00



Michael C. Gianasi

I, Michael C. Gianasi, County Clerk for Christian County Illinois, do hereby certify this report to be a true and complete copy of the 2017 extension information.

District Extension Summary

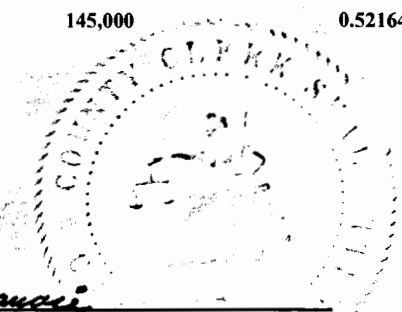
T16R - STONINGTON TWP RD

Tax Year 2017

Assessed		Equalized	Exemptions	Amount	State Category	Original Taxable	Net Taxable	Overlapping County Data		
Land:	2,200,830	2,200,830	Improvement:	36,349	Farm:	16,178,494	15,077,800			
Farm Land:	11,551,200	11,551,200	Owner Occupd:	2,022,976	Residential:	6,146,291	6,120,996			
Building:	15,449,322	15,449,322	Elderly:	539,090	Commercial:	4,503,604	3,715,087			
Farm Building:	871,234	871,234	Dis. Veteran:	0	Industrial:	0	0			
State Assessed:	660,971	660,971	Sen Freeze:	214,494	Mineral:	62,130	62,130			
	30,733,557	30,733,557	Abatement:	0	Pollution Control:	0	0			
Under 150 EAV:	163	163	Developers:	0	State Railroad:	660,919	643,419			
	30,733,394	30,733,394	50% Owner Occupied:	0	Local Railroad:	246,920	246,920			
			Part Exempt:	0		27,798,358	25,866,352			
			Returning Veteran:	0	Other information:		County Total	District Total		
			Disabled Person:	34,000	PTELL:					
			Disabled 50% Veteran:	0	New Property EAV:	39,132	39,132			
			Disabled 70% Veteran:	76,127	Annexations EAV:	0	0			
			Leasehold Owner:	12,000	Disconnection EAV:	0	0			
			Natural Disaster:	0	Recovered TIF EAV:	0	0			
			Disabled 30% Veteran:	0	Aggregate Extension:	139,199				
				2,935,036	Rate Increase:	0.00000				
					TIF Loss EAV:	1,932,006				
					EZ EAV Reduction:	0				
					EZ Tax Reduction:	0.00				
					Industrial Tax Abatement:	0.00				

State Equalization: 1.00000

Fund	Levy Request	State Max Rate	Full Calc'd Rate	Capped Rate	Calculated Taxes	PTELL Factor	PTELL Rate	Final Rate (w/overrides)	Final Taxes	% of Total
005 I M R F	1,000	0.00000	0.00360	0.00387	1,075.80	0.98161	0.00380	0.00380	982.92	0.69
007 Road & Bridge	84,000	0.94000	0.30218	0.32475	90,275.17	0.98161	0.31878	0.31878	82,456.83	57.93
009 Permanent Road	44,000	0.25000	0.15829	0.17011	47,287.79	0.98161	0.16699	0.16699	43,194.26	30.34
010 Equipment & Building	14,000	0.10000	0.05037	0.05413	15,047.25	0.98161	0.05314	0.05314	13,745.39	9.66
035 Insurance	1,000	0.00000	0.00360	0.00387	1,075.80	0.98161	0.00380	0.00380	982.92	0.69
047 Social Security	1,000	0.00000	0.00360	0.00387	1,075.80	0.98161	0.00380	0.00380	982.92	0.69
	145,000		0.52164	0.56060	155,837.59		0.55031	0.55031	142,345.24	100.00



Michael C. Gianasi

I, Michael C. Gianasi, County Clerk for Christian County Illinois, do hereby certify this report to be a true and complete copy of the 2017 extension information.

District Extension Summary

5/24/2018 12:54 pm


T170 - TAYLORVILLE TWP

Tax Year 2017

Assessed		Equalized	Exemptions	Amount	State Category	Original Taxable	Net Taxable	Overlapping County Data
Land:	35,530,572	35,530,572	Improvement:	726,966	Farm:	21,118,519	21,092,525	
Farm Land:	9,017,037	9,017,037	Owner Occupd:	20,424,735	Residential:	88,631,544	88,631,544	
Building:	151,095,480	151,095,480	Elderly:	6,136,582	Commercial:	46,401,576	46,106,876	
Farm Building:	760,935	760,935	Dis. Veteran:	0	Industrial:	7,091,363	6,830,899	
State Assessed:	1,876,001	1,876,001	Sen Freeze:	2,837,501	Mineral:	47,486	47,486	
	198,280,025	198,280,025	Abatement:	0	Pollution Control:	0	0	
Under 150 EAV:	174	174	Developers:	0	State Railroad:	1,872,687	1,872,687	
	198,279,851	198,279,851	50% Owner Occupied:	21,000	Local Railroad:	6,850	6,850	
			Part Exempt:	2,500		165,170,025	164,588,867	
			Returning Veteran:	0				
			Disabled Person:	328,475	Other information:	County Total	District Total	
			Disabled 50% Veteran:	45,000	PTELL:			
			Disabled 70% Veteran:	693,872	New Property EAV:	1,622,961	1,622,961	
			Leasehold Owner:	1,873,195	Annexations EAV:	0	0	
			Natural Disaster:	0	Disconnection EAV:	0	0	
			Disabled 30% Veteran:	20,000	Recovered TIF EAV:	0	0	
				33,109,826	Aggregate Extension:	290,801		
					Rate Increase:	0.00000		
					TIF Loss EAV:	0		
					EZ EAV Reduction:	581,158		
					EZ Tax Reduction:	1,043.86		
					Industrial Tax Abatement:	0.00		

State Equalization: 1.00000

Fund	Levy Request	State Max Rate	Full Calc'd Rate	Capped Rate	Calculated Taxes	PTELL Factor	PTELL Rate	Final Rate (w/overrides)	Final Taxes	% of Total
001 Town General Fund	186,790	0.25000	0.11309	0.11349	187,451.46			0.11349	186,791.77	63.18
005 I M R F	15,000	0.00000	0.00909	0.00912	15,063.51			0.00912	15,010.49	5.08
035 Insurance	10,300	0.00000	0.00624	0.00626	10,339.64			0.00626	10,303.25	3.49
047 Social Security	20,000	0.00000	0.01211	0.01216	20,084.68			0.01216	20,013.99	6.77
054 General Assistance	63,500	0.00000	0.03845	0.03859	63,739.11			0.03859	63,514.79	21.48
	295,590		0.17898	0.17962	296,678.40			0.17962	295,634.29	100.00



Michael C. Gianasi

I, Michael C. Gianasi, County Clerk for Christian County Illinois, do hereby certify this report to be a true and complete copy of the 2017 extension information.

District Extension Summary


T17R - TAYLORVILLE TWP RD

Tax Year 2017

Assessed		Equalized	Exemptions	Amount	State Category	Original Taxable	Net Taxable	Overlapping County Data
Land:	35,530,572	35,530,572	Improvement:	726,966	Farm:	21,118,519	21,092,525	
Farm Land:	9,017,037	9,017,037	Owner Occupd:	20,424,735	Residential:	88,631,544	88,631,544	
Building:	151,095,480	151,095,480	Elderly:	6,136,582	Commercial:	46,401,576	46,106,876	
Farm Building:	760,935	760,935	Dis. Veteran:	0	Industrial:	7,091,363	6,830,899	
State Assessed:	1,876,001	1,876,001	Sen Freeze:	2,837,501	Mineral:	47,486	47,486	
	198,280,025	198,280,025	Abatement:	0	Pollution Control:	0	0	
Under 150 EAV:	174	174	Developers:	0	State Railroad:	1,872,687	1,872,687	
	198,279,851	198,279,851	50% Owner Occupied:	21,000	Local Railroad:	6,850	6,850	
			Part Exempt:	2,500		165,170,025	164,588,867	
			Returning Veteran:	0				
			Disabled Person:	328,475	Other information:	County Total	District Total	
			Disabled 50% Veteran:	45,000	PTELL:			
			Disabled 70% Veteran:	693,872	New Property EAV:	1,622,961	1,622,961	
			Leasehold Owner:	1,873,195	Annexations EAV:	0	0	
			Natural Disaster:	0	Disconnection EAV:	0	0	
			Disabled 30% Veteran:	20,000	Recovered TIF EAV:	0	0	
				33,109,826	Aggregate Extension:	564,699		
					Rate Increase:	0.00000		
					TIF Loss EAV:	0		
					EZ EAV Reduction:	581,158		
					EZ Tax Reduction:	1,891.54		
					Industrial Tax Abatement:	0.00		

State Equalization: 1.00000

Fund	Levy Request	State Max Rate	Full Calc'd Rate	Capped Rate	Calculated Taxes	PTELL Factor	PTELL Rate	Final Rate (w/overrides)	Final Taxes	% of Total
005 I M R F	7,000	0.00000	0.00424	0.00426	7,036.24			0.00426	7,011.49	1.31
007 Road & Bridge	161,000	0.94000	0.09748	0.09782	161,569.32			0.09782	161,000.85	30.05
008 Joint Bridge	3,400	0.25000	0.00206	0.00207	3,419.02			0.00207	3,406.99	0.64
009 Permanent Road	215,000	0.25000	0.13017	0.13063	215,761.60			0.13063	215,002.47	40.13
010 Equipment & Building	130,000	0.10000	0.07871	0.07899	130,467.80			0.07899	130,008.76	24.27
035 Insurance	12,250	0.00000	0.00742	0.00745	12,305.17			0.00745	12,261.87	2.29
047 Social Security	7,000	0.00000	0.00424	0.00426	7,036.24			0.00426	7,011.49	1.31
	535,650		0.32432	0.32548	537,595.40			0.32548	535,703.92	100.00



Michael C. Gianasi

I, Michael C. Gianasi, County Clerk for Christian County Illinois, do hereby certify this report to be a true and complete copy of the 2017 extension information.

District Extension Summary

TF01 - PANA TIF01

Tax Year 2017

Assessed	Equalized	Exemptions	Amount	State Category	Original Taxable	Net Taxable	Overlapping County Data
Land:	1,246,730	1,246,730	Improvement:	180	Farm:	4,457	3,928
Farm Land:	4,457	4,457	Owner Occupd:	155,728	Residential:	324,351	270,382
Building:	3,785,371	3,785,371	Elderly:	39,759	Commercial:	4,420,395	3,778,484
Farm Building:	0	0	Dis. Veteran:	0	Industrial:	1,624	1,524
State Assessed:	393,243	393,243	Sen Freeze:	31,613	Mineral:	0	0
	5,429,801	5,429,801	Abatement:	0	Pollution Control:	0	0
Under 150 EAV:	240	240	Developers:	0	State Railroad:	393,243	162,715
	5,429,561	5,429,561	50% Owner Occupied:	0	Local Railroad:	1,670	1,670
			Part Exempt:	0		5,145,740	4,218,703
			Returning Veteran:	0	Other information:		
State Equalization: 1.00000			Disabled Person:	4,000	County Total	District Total	
			Disabled 50% Veteran:	0	PTELL:		
			Disabled 70% Veteran:	18,470	New Property EAV:	0	0
			Leasehold Owner:	34,071	Annexations EAV:	0	0
			Natural Disaster:	0	Disconnection EAV:	0	0
			Disabled 30% Veteran:	0	Recovered TIF EAV:	0	0
				283,821	Aggregate Extension:	0	
					Rate Increase:	0.00000	
					TIF Loss EAV:	927,037	
					EZ EAV Reduction:	0	
					EZ Tax Reduction:	0.00	
					Industrial Tax Abatement:	0.00	

Fund	Levy Request	State Max Rate	Full Calc'd Rate	Capped Rate	Calculated Taxes	PTELL Factor	PTELL Rate	Final Rate (w/overrides)	Final Taxes	% of Total
001 Corporate	0	0.00000	0.00000	0.00000	0.00			0.00000	93,244.62	0.00
	0		0.00000	0.00000	0.00			0.00000	93,244.62	0.00



Michael C. Gianasi

I, Michael C. Gianasi, County Clerk for Christian County Illinois, do hereby certify this report to be a true and complete copy of the 2017 extension information.

District Extension Summary

TF02 - STONINGTON TIF 02

Tax Year 2017

Assessed		Equalized	Exemptions	Amount	State Category	Original Taxable	Net Taxable	Overlapping County Data	
Land:	352,313	352,313	Improvement:	835	Farm:	1,220,939	120,245		
Farm Land:	71,094	71,094	Owner Occupd:	168,000	Residential:	513,434	488,139		
Building:	5,281,555	5,281,555	Elderly:	45,000	Commercial:	3,471,854	2,683,337		
Farm Building:	7,000	7,000	Dis. Veteran:	0	Industrial:	0	0		
State Assessed:	180,230	180,230	Sen Freeze:	32,213	Mineral:	0	0		
	5,892,192	5,892,192	Abatement:	0	Pollution Control:	0	0		
Under 150 EAV:	11	11	Developers:	0	State Railroad:	180,230	162,730		
	5,892,181	5,892,181	50% Owner Occupied:	0	Local Railroad:	231,380	231,380		
			Part Exempt:	0		5,617,837	3,685,831		
			Returning Veteran:	0	Other information:		County Total	District Total	
State Equalization: 1.00000			Disabled Person:	6,000	PTELL:				
			Disabled 50% Veteran:	0	New Property EAV:	0	0		
			Disabled 70% Veteran:	22,296	Annexations EAV:	0	0		
			Leasehold Owner:	0	Disconnection EAV:	0	0		
			Natural Disaster:	0	Recovered TIF EAV:	0	0		
			Disabled 30% Veteran:	0	Aggregate Extension:	0			
				274,344	Rate Increase:	0.00000			
					TIF Loss EAV:	1,932,006			
					EZ EAV Reduction:	0			
					EZ Tax Reduction:	0.00			
					Industrial Tax Abatement:	0.00			

Fund	Levy Request	State Max Rate	Full Cal'd Rate	Capped Rate	Calculated Taxes	PTELL Factor	PTELL Rate	Final Rate (w/overrides)	Final Taxes	% of Total
001 Corporate	0	0.00000	0.00000	0.00000	0.00			0.00000	148,891.62	0.00
	0		0.00000	0.00000	0.00			0.00000	148,891.62	0.00



Michael C. Gianasi

I, Michael C. Gianasi, County Clerk for Christian County Illinois, do hereby certify this report to be a true and complete copy of the 2017 extension information.

District Extension Summary

TF03 - ASSUMPTION TIF 01

Tax Year 2017

Assessed		Equalized		Exemptions		Amount		State Category			Original Taxable		Net Taxable		Overlapping County Data	
Land:	683,500	683,500	Improvement:	35,462	Farm:	146,578	142,302									
Farm Land:	46,000	46,000	Owner Occupd:	171,647	Residential:	576,257	573,016									
Building:	5,042,081	5,042,081	Elderly:	15,000	Commercial:	2,813,429	2,652,856									
Farm Building:	0	0	Dis. Veteran:	0	Industrial:	1,979,192	1,940,384									
State Assessed:	10,798	10,798	Sen Freeze:	12,276	Mineral:	0	0									
	<u>5,782,379</u>	<u>5,782,379</u>	Abatement:	0	Pollution Control:	0	0									
			Developers:	0	State Railroad:	10,798	10,798									
			50% Owner Occupied:	0	Local Railroad:	0	0									
			Part Exempt:	0		<u>5,526,254</u>	<u>5,319,356</u>									
			Returning Veteran:	0												
			Disabled Person:	0												
			Disabled 50% Veteran:	0												
			Disabled 70% Veteran:	0												
			Leasehold Owner:	21,740												
			Natural Disaster:	0												
			Disabled 30% Veteran:	0												
				<u>256,125</u>												
			State Equalization: 1.00000													
				Other information:		County Total	District Total									
				PTELL:												
				New Property EAV:		0	0									
				Annexations EAV:		5,526,254	5,526,254									
				Disconnection EAV:		0	0									
				Recovered TIF EAV:		0	0									
				Aggregate Extension:		0	0									
				Rate Increase:		0.00000	0.00000									
				TIF Loss EAV:		206,898	206,898									
				EZ EAV Reduction:		0	0									
				EZ Tax Reduction:		0.00	0.00									
				Industrial Tax Abatement:		0.00	0.00									

Fund	Levy Request	State Max Rate	Full Calcd Rate	Capped Rate	Calculated Taxes	PTELL Factor	PTELL Rate	Final Rate (w/overrides)	Final Taxes	% of Total
001 Corporate	0	0.00000	0.00000	0.00000	0.00			0.00000	17,612.92	0.00
	0		0.00000	0.00000	0.00			0.00000	17,612.92	0.00



Michael C. Gianasi

I, Michael C. Gianasi, County Clerk for Christian County Illinois, do hereby certify this report to be a true and complete copy of the 2017 extension information.

District Extension Summary

V010 - ASSUMPTION CITY

Tax Year 2017

Assessed		Equalized	Exemptions	Amount	State Category	Original/Taxable	Net Taxable	Overlapping County Data	
Land:	2,371,398	2,371,398	Improvement:	136,727	Farm:	397,233	394,045		
Farm Land:	35,976	35,976	Owner Occupd:	2,341,190	Residential:	7,704,633	7,701,392		
Building:	14,335,800	14,335,800	Elderly:	618,570	Commercial:	3,198,966	3,038,393		
Farm Building:	39,610	39,610	Dis. Veteran:	0	Industrial:	1,944,499	1,906,371		
State Assessed:	10,798	10,798	Sen Freeze:	236,987	Mineral:	0	0		
	16,793,582	16,793,582	Abatement:	0	Pollution Control:	0	0		
Under 150 EAV:	22	22	Developers:	0	State Railroad:	10,798	10,798		
	16,793,560	16,793,560	50% Owner Occupied:	3,000	Local Railroad:	180	180		
			Part Exempt:	0		13,256,309	13,051,179		
			Returning Veteran:	0					
			Disabled Person:	16,300	Other information:	County Total	District Total		
			Disabled 50% Veteran:	0	PTELL:				
			Disabled 70% Veteran:	54,603	New Property EAV:	28,852	28,852		
			Leasehold Owner:	127,374	Annexations EAV:	4,509	4,509		
			Natural Disaster:	0	Disconnection EAV:	0	0		
			Disabled 30% Veteran:	2,500	Recovered TIF EAV:	0	0		
				3,537,251	Aggregate Extension:	142,926			
					Rate Increase:	0.00000			
					TIF Loss EAV:	205,130			
					EZ EAV Reduction:	0			
					EZ Tax Reduction:	0.00			
					Industrial Tax Abatement:	0.00			

State Equalization: 1.00000

Fund	Levy Request	State Max Rate	Full Calc'd Rate	Capped Rate	Calculated Taxes	PTELL Factor	PTELL Rate	Final Rate (w/overrides)	Final Taxes	% of Total
001 Corporate	26,000	0.43750	0.19614	0.19922	26,409.22	0.97905	0.19505	0.19505	25,456.36	17.40
014 Police Protection	6,600	0.60000	0.04979	0.05058	6,705.04	0.97905	0.04953	0.04953	6,464.25	4.42
025 Garbage	17,700	0.20000	0.13353	0.13562	17,978.21	0.97905	0.13278	0.13278	17,329.36	11.84
026 Chlorination	2,000	0.07500	0.01509	0.01533	2,032.19	0.97905	0.01501	0.01501	1,958.98	1.34
027 Audit	10,000	0.00000	0.07544	0.07663	10,158.31	0.97905	0.07503	0.07503	9,792.30	6.69
035 Insurance	16,000	0.00000	0.12070	0.12260	16,252.23	0.97905	0.12004	0.12004	15,666.64	10.71
047 Social Security	14,000	0.00000	0.10562	0.10728	14,221.37	0.97905	0.10504	0.10504	13,708.96	9.37
060 Unemployment Insurance	375	0.00000	0.00283	0.00288	381.78	0.97905	0.00282	0.00282	368.04	0.25
099 Road & Bridge - Assumption	8,500	0.00000	0.06413	0.06513	8,633.83	0.97905	0.06377	0.06377	8,322.74	5.69
043 Playground & Rec	7,250	0.20000	0.05470	0.05556	7,365.21	0.97905	0.05440	0.05440	7,099.84	4.85
005 I M R F	41,000	0.00000	0.30929	0.31415	41,644.69	0.97905	0.30757	0.30757	40,141.53	27.44
	149,425		1.12726	1.14498	151,782.09		1.12104	1.12104	146,309.00	100.00

Michael C. Gianasi

I, Michael C. Gianasi, County Clerk for Christian County Illinois, do hereby certify this report to be a true and complete copy of the 2017 extension information.

District Extension Summary

V020 - BULPITT VILLAGE

Tax Year 2017

Assessed	Equalized	Exemptions	Amount	State Category	Original Taxable	Net Taxable	Overlapping County Data
Land:	191,844	191,844	Improvement:	7,734	Farm:	0	
Farm Land:	0	0	Owner Occupd:	403,072	Residential:	777,315	777,315
Building:	1,233,079	1,233,079	Elderly:	122,829	Commercial:	34,333	34,333
Farm Building:	0	0	Dis. Veteran:	0	Industrial:	0	0
State Assessed:	19,075	19,075	Sen Freeze:	35,597	Mineral:	0	0
	1,443,998	1,443,998	Abatement:	0	Pollution Control:	0	0
			Developers:	0	State Railroad:	19,075	19,075
			50% Owner Occupied:	0	Local Railroad:	0	0
			Part Exempt:	0		830,723	830,723
			Returning Veteran:	0			
			Disabled Person:	8,000	Other Information:	County Total	District Total
			Disabled 50% Veteran:	0	PTELL:		
			Disabled 70% Veteran:	0	New Property EAV:	8,430	8,430
			Leasehold Owner:	33,543	Annexations EAV:	0	0
			Natural Disaster:	0	Disconnection EAV:	0	0
			Disabled 30% Veteran:	2,500	Recovered TIF EAV:	0	0
				613,275	Aggregate Extension:	2,498	
					Rate Increase:	0.00000	
					TIF Loss EAV:	0	
					EZ EAV Reduction:	0	
					EZ Tax Reduction:	0.00	
					Industrial Tax Abatement:	0.00	

State Equalization: 1.00000

Fund	Levy Request	State Max Rate	Full Caled Rate	Gapped Rate	Calculated Taxes	PTELL Factor	PTELL Rate	Final Rate (w/overrides)	Final Taxes	% of Total
001 Corporate	2,019	0.43750	0.24305	0.24305	2,019.07	0.97929	0.23802	0.23802	1,977.31	76.74
035 Insurance	612	0.00000	0.07368	0.07368	612.08	0.97929	0.07216	0.07216	599.46	23.26
099 Road & Bridge - Bulpitt	0	0.00000	0.00000	0.00000	0.00	0.97929		0.00000	0.00	0.00
	2,631		0.31673	0.31673	2,631.15		0.31018	0.31018	2,576.77	100.00



Michael C. Gianasi

I, Michael C. Gianasi, County Clerk for Christian County Illinois, do hereby certify this report to be a true and complete copy of the 2017 extension information.

District Extension Summary

5/24/2018 12:54 pm


V030 - EDINBURG VILLAGE

Tax Year 2017

Assessed		Equalized	Exemptions	Amount	State Category	Original Taxable	Net Taxable	Overlapping County Data	
Land:	2,340,779	2,340,779	Improvement:	55,399	Farm:	363,170	363,170		
Farm Land:	11,627	11,627	Owner Occupd:	2,005,885	Residential:	9,322,803	9,322,803		
Building:	11,874,228	11,874,228	Elderly:	536,356	Commercial:	1,500,399	1,500,399		
Farm Building:	2,500	2,500	Dis. Veteran:	0	Industrial:	0	0		
State Assessed:	0	0	Sen Freeze:	241,615	Mineral:	0	0		
	<u>14,229,134</u>	<u>14,229,134</u>	Abatement:	0	Pollution Control:	0	0		
Under 150 EAV:	10	10	Developers:	0	State Railroad:	0	0		
	<u>14,229,124</u>	<u>14,229,124</u>	50% Owner Occupied:	0	Local Railroad:	0	0		
			Part Exempt:	0		<u>11,186,372</u>	<u>11,186,372</u>		
			Returning Veteran:	0					
			Disabled Person:	26,000	Other information:	County Total	District Total		
			Disabled 50% Veteran:	0	PTELL:				
			Disabled 70% Veteran:	52,768	New Property EAV:	338,957	338,957		
			Leasehold Owner:	119,729	Annexations EAV:	0	0		
			Natural Disaster:	0	Disconnection EAV:	0	0		
			Disabled 30% Veteran:	5,000	Recovered TIF EAV:	0	0		
				<u>3,042,752</u>	Aggregate Extension:	73,622			
					Rate Increase:	0.00000			
					TIF Loss EAV:	0			
					EZ EAV Reduction:	0			
					EZ Tax Reduction:	0.00			
					Industrial Tax Abatement:	0.00			

State Equalization: 1.00000

Fund	Levy Request	State Max Rate	Full Rate	Capped Rate	Calculated Taxes	PTELL Factor	PTELL Rate	Final Rate (w/overrides)	Final Taxes	% of Total
001 Corporate	20,948	0.43750	0.18727	0.18727	20,948.72			0.18727	20,948.69	27.10
005 I M R F	27,078	0.00000	0.24207	0.24207	27,078.85			0.24207	27,078.83	35.03
014 Police Protection	5,194	0.60000	0.04644	0.04644	5,194.95			0.04644	5,194.95	6.72
046 Civil Defense	1,420	0.05000	0.01270	0.01270	1,420.67			0.01270	1,420.67	1.84
047 Social Security	22,659	0.00000	0.20256	0.20256	22,659.12			0.20256	22,659.10	29.31
099 Road & Bridge - Edinburg	0	0.00000	0.00000	0.00000	0.00			0.00000	0.00	0.00
	<u>77,299</u>		<u>0.69104</u>	<u>0.69104</u>	<u>77,302.31</u>			<u>0.69104</u>	<u>77,302.24</u>	<u>100.00</u>



Michael C. Gianasi

I, Michael C. Gianasi, County Clerk for Christian County Illinois, do hereby certify this report to be a true and complete copy of the 2017 extension information.

District Extension Summary

V050 - JEISYVILLE VILLAGE

Tax Year 2017

Assessed		Equalized	Exemptions		Amount	State Category	Original Taxable	Net Taxable	Overlapping County Data	
Land:	144,300	144,300	Improvement:	1,822	Farm:	18,410	18,410			
Farm Land:	0	0	Owner Occupd:	233,909	Residential:	460,660	460,660			
Building:	685,236	685,236	Elderly:	81,455	Commercial:	0	0			
Farm Building:	0	0	Dis. Veteran:	0	Industrial:	0	0			
State Assessed:	0	0	Sen Freeze:	1,581	Mineral:	0	0			
	<u>829,536</u>	<u>829,536</u>	Abatement:	0	Pollution Control:	0	0			
			Developers:	0	State Railroad:	0	0			
			50% Owner Occupied:	0	Local Railroad:	0	0			
			Part Exempt:	0		<u>479,070</u>	<u>479,070</u>			
			Returning Veteran:	0						
			Disabled Person:	0	Other Information:	County Total	District Total			
			Disabled 50% Veteran:	0	PTELL:					
			Disabled 70% Veteran:	25,699	New Property EAV:	667	667			
			Leasehold Owner:	6,000	Annexations EAV:	0	0			
			Natural Disaster:	0	Disconnection EAV:	0	0			
			Disabled 30% Veteran:	0	Recovered TIF EAV:	0	0			
				<u>350,466</u>	Aggregate Extension:	1,296				
					Rate Increase:	0.00000				
					TIF Loss EAV:	0				
					EZ EAV Reduction:	0				
					EZ Tax Reduction:	0.00				
					Industrial Tax Abatement:	0.00				

State Equalization: 1.00000

Fund	Levy Request	State Max Rate	Full Calc'd Rate	Capped Rate	Calculated Taxes	PTELL Factor	PTELL Rate	Final Rate (w/overrides)	Final Taxes	% of Total
001 Corporate	1,214	0.43750	0.25341	0.25341	1,214.01	0.93053	0.23581	0.23581	1,129.72	85.25
035 Insurance	210	0.00000	0.04384	0.04384	210.02	0.93053	0.04080	0.04080	195.46	14.75
099 Road & Bridge - Jeisyville	0	0.00000	0.00000	0.00000	0.00	0.93053		0.00000	0.00	0.00
	<u>1,424</u>		<u>0.29725</u>	<u>0.29725</u>	<u>1,424.04</u>		<u>0.27661</u>	<u>0.27661</u>	<u>1,325.18</u>	<u>100.00</u>

Michael C. Gianasi

I, Michael C. Gianasi, County Clerk for Christian County Illinois, do hereby certify this report to be a true and complete copy of the 2017 extension information.

District Extension Summary

V060 - KINCAID VILLAGE

Tax Year 2017

Assessed	Equalized	Exemptions	Amount	State Category	Original Taxable	Net Taxable	Overlapping County Data
Land:	2,266,180	2,266,180	Improvement:	118,580	Farm:	169,201	169,201
Farm Land:	15,479	15,479	Owner Occupd:	2,751,790	Residential:	8,518,155	8,518,155
Building:	11,894,440	11,894,440	Elderly:	760,499	Commercial:	1,167,619	1,167,619
Farm Building:	3,070	3,070	Dis. Veteran:	0	Industrial:	0	0
State Assessed:	79,236	79,236	Sen Freeze:	239,865	Mineral:	0	0
	14,258,405	14,258,405	Abatement:	0	Pollution Control:	0	0
Under 150 EAV:	88	88	Developers:	0	State Railroad:	79,236	79,236
	14,258,317	14,258,317	50% Owner Occupied:	3,000	Local Railroad:	0	0
			Part Exempt:	0		9,934,211	9,934,211
			Returning Veteran:	5,000			
			Disabled Person:	68,957	Other Information:	County Total	District Total
			Disabled 50% Veteran:	0	PTELL:		
			Disabled 70% Veteran:	225,539	New Property EAV:	253,472	253,472
			Leasehold Owner:	148,376	Annexations EAV:	0	0
			Natural Disaster:	0	Disconnection EAV:	0	0
			Disabled 30% Veteran:	2,500	Recovered TIF EAV:	0	0
				4,324,106	Aggregate Extension:	72,341	
					Rate Increase:	0.00000	
					TIF Loss EAV:	0	
					EZ EAV Reduction:	0	
					EZ Tax Reduction:	0.00	
					Industrial Tax Abatement:	0.00	

State Equalization: 1.00000

Fund	Levy Request	State Max Rate	Full Calc'd Rate	Capped Rate	Calculated Taxes	PTELL Factor	PTELL Rate	Final Rate (w/overrides)	Final Taxes	% of Total
001 Corporate	78,427	0.43750	0.78947	0.43750	43,462.17	0.96599	0.42263	0.42263	41,984.93	55.39
005 I M R F	12,000	0.00000	0.12080	0.12080	12,000.53	0.96599	0.11670	0.11670	11,593.22	15.30
047 Social Security	23,000	0.00000	0.23153	0.23153	23,000.68	0.96599	0.22366	0.22366	22,218.84	29.31
099 Road & Bridge - Kincaid	0	0.00000	0.00000	0.00000	0.00	0.96599		0.00000	0.00	0.00
	113,427		1.14180	0.78983	78,463.38		0.76299	0.76299	75,796.99	100.00



Michael C. Gianasi

I, Michael C. Gianasi, County Clerk for Christian County Illinois, do hereby certify this report to be a true and complete copy of the 2017 extension information.

District Extension Summary


V070 - MORRISONVILLE VILLAGE

Tax Year 2017

Assessed		Equalized	Exemptions	Amount	State Category	Original Taxable	Net Taxable	Overlapping County Data
Land:	1,853,077	1,853,077	Improvement:	197,608	Farm:	386,024	386,024	
Farm Land:	54,795	54,795	Owner Occupd:	2,040,427	Residential:	7,063,302	7,063,302	
Building:	10,733,136	10,733,136	Elderly:	537,073	Commercial:	1,863,498	1,863,498	
Farm Building:	11,330	11,330	Dis. Veteran:	0	Industrial:	0	0	
State Assessed:	160,230	160,230	Sen Freeze:	323,519	Mineral:	0	0	
	12,812,568	12,812,568	Abatement:	0	Pollution Control:	0	0	
			Developers:	0	State Railroad:	160,230	160,230	
			50% Owner Occupied:	0	Local Railroad:	96,560	96,560	
			Part Exempt:	0		9,569,614	9,569,614	
			Returning Veteran:	0	Other information: County Total District Total			
			Disabled Person:	23,050	PTELL:			
			Disabled 50% Veteran:	0	New Property EAV:	60,614	60,614	
			Disabled 70% Veteran:	22,962	Annexations EAV:	0	0	
			Leasehold Owner:	98,315	Disconnection EAV:	0	0	
			Natural Disaster:	0	Recovered TIF EAV:	0	0	
			Disabled 30% Veteran:	0	Aggregate Extension:	109,139		
				3,242,954	Rate Increase:	0.00000		
					TIF Loss EAV:	0		
					EZ EAV Reduction:	0		
					EZ Tax Reduction:	0.00		
					Industrial Tax Abatement:	0.00		

State Equalization: 1.00000

Fund	Levy Request	State Max Rate	Full Calc'd Rate	Capped Rate	Calculated Taxes	PTELL Factor	PTELL Rate	Final Rate (w/overrides)	Final Taxes	% of Total
001 Corporate	31,304	0.43750	0.32712	0.32712	31,304.12			0.32712	31,304.10	28.35
014 Police Protection	11,232	0.60000	0.11738	0.11738	11,232.81			0.11738	11,232.80	10.17
027 Audit	6,791	0.00000	0.07097	0.07097	6,791.56			0.07097	6,791.55	6.15
035 Insurance	32,130	0.00000	0.33576	0.33576	32,130.94			0.33576	32,130.91	29.10
046 Civil Defense	4,600	0.05000	0.04807	0.04807	4,600.11			0.04807	4,600.11	4.17
047 Social Security	24,350	0.00000	0.25446	0.25446	24,350.84			0.25446	24,350.82	22.05
099 Road & Bridge - Morrisonville	0	0.00000	0.00000	0.00000	0.00			0.00000	0.00	0.00
	110,407		1.15376	1.15376	110,410.38			1.15376	110,410.29	100.00



Michael C. Gianasi

I, Michael C. Gianasi, County Clerk for Christian County Illinois, do hereby certify this report to be a true and complete copy of the 2017 extension information.

District Extension Summary

V080 - MT. AUBURN VILLAGE

Tax Year 2017

Assessed	Equalized	Exemption	Amount	State Category	Original Taxable	Net Taxable	Overlapping County Data
Land:	1,132,140	1,132,140	Improvement:	20,461	Farm:	236,246	236,246
Farm Land:	170,491	170,491	Owner Occupd:	1,026,718	Residential:	3,283,533	3,283,533
Building:	5,534,742	5,534,742	Elderly:	256,887	Commercial:	1,848,599	1,848,599
Farm Building:	1,220	1,220	Dis. Veteran:	0	Industrial:	412	412
State Assessed:	412	412	Sen Freeze:	104,149	Mineral:	0	0
	6,839,005	6,839,005	Abatement:	0	Pollution Control:	0	0
			Developers:	0	State Railroad:	0	0
			50% Owner Occupied:	0	Local Railroad:	0	0
			Part Exempt:	0		5,368,790	5,368,790
			Returning Veteran:	0			
State Equalization: 1.00000			Disabled Person:	26,000	Other Information:	County Total	District Total
			Disabled 50% Veteran:	0	PTELL:		
			Disabled 70% Veteran:	0	New Property EAV:	5,120	5,120
			Leasehold Owner:	36,000	Annexations EAV:	0	0
			Natural Disaster:	0	Disconnection EAV:	0	0
			Disabled 30% Veteran:	0	Recovered TIF EAV:	0	0
			1,470,215	Aggregate Extension:	23,302		
				Rate Increase:	0.00000		
				TIF Loss EAV:	0		
				EZ EAV Reduction:	0		
				EZ Tax Reduction:	0.00		
				Industrial Tax Abatement:	0.00		

Fund	Levy Request	State Max Rate	Full Calc'd Rate	Capped Rate	Calculated Taxes	PTELL Factor	PTELL Rate	Final Rate (w/overrides)	Final Taxes	% of Total
001 Corporate	11,550	0.43750	0.21514	0.21514	11,550.41	0.97334	0.20941	0.20941	11,242.79	47.21
027 Audit	1,680	0.00000	0.03130	0.03130	1,680.43	0.97334	0.03047	0.03047	1,635.87	6.87
035 Insurance	5,250	0.00000	0.09779	0.09779	5,250.14	0.97334	0.09519	0.09519	5,110.55	21.46
047 Social Security	2,835	0.00000	0.05281	0.05281	2,835.26	0.97334	0.05141	0.05141	2,760.10	11.59
099 Road & Bridge - Mt Auburn	0	0.00000	0.00000	0.00000	0.00	0.97334	0.00000	0.00000	0.00	0.00
043 Playground & Rec	3,150	0.20000	0.05868	0.05868	3,150.41	0.97334	0.05712	0.05712	3,066.66	12.88
	24,465		0.45572	0.45572	24,466.65		0.44360	0.44360	23,815.97	100.00

Michael C. Gianasi

I, Michael C. Gianasi, County Clerk for Christian County Illinois, do hereby certify this report to be a true and complete copy of the 2017 extension information.

District Extension Summary

5/24/2018 12:54 pm

V090 - OWANECO VILLAGE

Tax Year 2017

Assessed		Equalized	Exemptions	Amount	State Category	Original Taxable	Net Taxable	Overlapping County Data		
Land:	294,160	294,160	Improvement:	49,933	Farm:	191,710	191,710			
Farm Land:	30,512	30,512	Owner Occupd:	458,480	Residential:	1,338,205	1,338,205			
Building:	2,085,720	2,085,720	Elderly:	115,000	Commercial:	223,881	223,881			
Farm Building:	66,290	66,290	Dis. Veteran:	0	Industrial:	0	0			
State Assessed:	0	0	Sen Freeze:	52,152	Mineral:	0	0			
	<u>2,476,682</u>	<u>2,476,682</u>	Abatement:	0	Pollution Control:	0	0			
			Developers:	0	State Railroad:	0	0			
			50% Owner Occupied:	0	Local Railroad:	0	0			
			Part Exempt:	0		<u>1,753,796</u>	<u>1,753,796</u>			
			Returning Veteran:	0						
			Disabled Person:	11,343	Other information:	County Total	District Total			
			Disabled 50% Veteran:	0	PTELL:					
			Disabled 70% Veteran:	23,978	New Property EAV:	6,023	6,023			
			Leasehold Owner:	12,000	Annexations EAV:	0	0			
			Natural Disaster:	0	Disconnection EAV:	0	0			
			Disabled 30% Veteran:	0	Recovered TIF EAV:	0	0			
				<u>722,886</u>	Aggregate Extension:	12,397				
					Rate Increase:	0.00000				
					TIF Loss EAV:	0				
					EZ EAV Reduction:	0				
					EZ Tax Reduction:	0.00				
					Industrial Tax Abatement:	0.00				

State Equalization: 1.00000

Fund	Levy Request	State Max Rate	Full Calc'd Rate	Capped Rate	Calculated Taxes	PTELL Factor	PTELL Rate	Final Rate (w/overrides)	Final Taxes	% of Total
001 Corporate	5,098	0.43750	0.29069	0.29069	5,098.11	0.97578	0.28365	0.28365	4,974.67	39.17
027 Audit	1,449	0.00000	0.08263	0.08263	1,449.16	0.97578	0.08063	0.08063	1,414.10	11.13
035 Insurance	4,462	0.00000	0.25442	0.25442	4,462.01	0.97578	0.24826	0.24826	4,354.01	34.28
043 Playground & Rec	2,007	0.20000	0.11444	0.11444	2,007.04	0.97578	0.11167	0.11167	1,958.48	15.42
099 Road & Bridge - Owaneco	0	0.00000	0.00000	0.00000	0.00	0.97578		0.00000	0.00	0.00
	<u>13,016</u>		<u>0.74218</u>	<u>0.74218</u>	<u>13,016.32</u>		<u>0.72421</u>	<u>0.72421</u>	<u>12,701.26</u>	<u>100.00</u>

Michael C. Gianasi

I, Michael C. Gianasi, County Clerk for Christian County Illinois, do hereby certify this report to be a true and complete copy of the 2017 extension information.


District Extension Summary

V100 - PALMER VILLAGE

Tax Year 2017

Assessed	Equalized	Exemptions	Amount	State Category	Original Taxable	Net Taxable	Overlapping County Data
Land:	416,310	416,310	Improvement:	9,587	Farm:	200,471	200,471
Farm Land:	86,391	86,391	Owner Occupd:	390,330	Residential:	1,030,353	1,030,353
Building:	1,824,825	1,824,825	Elderly:	144,664	Commercial:	479,890	479,890
Farm Building:	30,800	30,800	Dis. Veteran:	0	Industrial:	0	0
State Assessed:	139,530	139,530	Sen Freeze:	26,232	Mineral:	0	0
	2,497,856	2,497,856	Abatement:	0	Pollution Control:	0	0
Under 150 EAV:	89	89	Developers:	0	State Railroad:	139,530	139,530
	2,497,767	2,497,767	50% Owner Occupied:	0	Local Railroad:	0	0
			Part Exempt:	0		1,850,244	1,850,244
			Returning Veteran:	0			
State Equalization: 1.00000			Disabled Person:	7,932	Other information:	County Total	District Total
			Disabled 50% Veteran:	0	PTELL:		
			Disabled 70% Veteran:	34,974	New Property EAV:	5,877	5,877
			Leasehold Owner:	31,304	Annexations EAV:	0	0
			Natural Disaster:	0	Disconnection EAV:	0	0
			Disabled 30% Veteran:	2,500	Recovered TIF EAV:	0	0
				647,523	Aggregate Extension:	15,457	
					Rate Increase:	0.00000	
					TIF Loss EAV:	0	
					EZ EAV Reduction:	0	
					EZ Tax Reduction:	0.00	
					Industrial Tax Abatement:	0.00	

Fund	Levy Request	State Max Rate	Full Calc'd Rate	Capped Rate	Calculated Taxes	PTELL Factor	PTELL Rate	Final Rate (w/overrides)	Final Taxes	% of Total
001 Corporate	8,493	0.43750	0.45903	0.43750	8,094.82	0.99993	0.43747	0.43747	8,094.25	51.13
027 Audit	4,452	0.00000	0.24062	0.24062	4,452.06	0.99993	0.24061	0.24061	4,451.86	28.12
035 Insurance	613	0.00000	0.03314	0.03314	613.17	0.99993	0.03314	0.03314	613.17	3.87
047 Social Security	2,673	0.00000	0.14447	0.14447	2,673.05	0.99993	0.14446	0.14446	2,672.86	16.88
099 Road & Bridge - Palmer	0	0.00000	0.00000	0.00000	0.00	0.99993		0.00000	0.00	0.00
	16,231		0.87726	0.85573	15,833.09		0.85568	0.85568	15,832.14	100.00



Michael C. Gianasi

I, Michael C. Gianasi, County Clerk for Christian County Illinois, do hereby certify this report to be a true and complete copy of the 2017 extension information.

District Extension Summary

V110 - PANA CITY

Tax Year 2017

Michael C. Gianasi



I, Michael C. Gianasi, County Clerk for Christian County, Illinois, do hereby certify this report to be a true and complete copy of the 2017 extension information.

District Extension Summary

5/24/2018 12:54 pm


V120 - STONINGTON VILLAGE

Tax Year 2017

Assessed		Equalized	Exemptions		Amount	State Category	Original Taxable	Net Taxable	Overlapping County Data	
Land:	1,623,836	1,623,836	Improvement:	28,121	Farm:	1,265,293	164,599			
Farm Land:	73,222	73,222	Owner Occupd:	1,655,431	Residential:	6,097,847	6,072,552			
Building:	11,818,349	11,818,349	Elderly:	449,090	Commercial:	3,491,614	2,703,097			
Farm Building:	7,000	7,000	Dis. Veteran:	0	Industrial:	0	0			
State Assessed:	180,230	180,230	Sen Freeze:	171,953	Mineral:	0	0			
	13,702,637	13,702,637	Abatement:	0	Pollution Control:	0	0			
Under 150 EAV:	11	11	Developers:	0	State Railroad:	180,230	162,730			
	13,702,626	13,702,626	50% Owner Occupied:	0	Local Railroad:	246,920	246,920			
			Part Exempt:	0		11,281,904	9,349,898			
			Returning Veteran:	0						
			Disabled Person:	28,000						
			Disabled 50% Veteran:	0						
			Disabled 70% Veteran:	76,127						
			Leasehold Owner:	12,000						
			Natural Disaster:	0						
			Disabled 30% Veteran:	0						
				2,420,722						
			State Equalization: 1.00000							

Other Information:	County Total	District Total
PTELL:		
New Property EAV:	10,205	10,205
Annexations EAV:	0	0
Disconnection EAV:	0	0
Recovered TIF EAV:	0	0
Aggregate Extension:	54,551	
Rate Increase:	0.00000	
TIF Loss EAV:	1,932,006	
EZ EAV Reduction:	0	
EZ Tax Reduction:	0.00	
Industrial Tax Abatement:	0.00	

Fund	Levy Request	State Max Rate	Full Calc'd Rate	Capped Rate	Calculated Taxes	PTELL Factor	PTELL Rate	Final Rate (w/overrides)	Final Taxes	% of Total
001 Corporate	22,300	0.43750	0.19767	0.23851	26,908.47	0.98682	0.23537	0.23537	22,006.84	39.47
005 I M R F	2,200	0.00000	0.01951	0.02353	2,654.63	0.98682	0.02322	0.02322	2,171.05	3.89
014 Police Protection	23,400	0.60000	0.20742	0.25028	28,236.35	0.98682	0.24699	0.24699	23,093.31	41.41
027 Audit	2,000	0.00000	0.01773	0.02140	2,414.33	0.98682	0.02112	0.02112	1,974.70	3.54
035 Insurance	4,100	0.00000	0.03635	0.04386	4,948.24	0.98682	0.04329	0.04329	4,047.57	7.26
047 Social Security	2,500	0.00000	0.02216	0.02674	3,016.78	0.98682	0.02639	0.02639	2,467.44	4.43
099 Road & Bridge - Stonington	0	0.00000	0.00000	0.00000	0.00	0.98682		0.00000	0.00	0.00
	56,500		0.50084	0.60432	68,178.80		0.59638	0.59638	55,760.91	100.00



Michael C. Gianasi

I, Michael C. Gianasi, County Clerk for Christian County Illinois, do hereby certify this report to be a true and complete copy of the 2017 extension information.

District Extension Summary

5/24/2018 12:54 pm

V130 - TAYLORVILLE CITY

Tax Year 2017

Assessed		Equalized	Exemptions	Amount	State Category	Original Taxable	Net Taxable	Overlapping County Data	
Land:	31,578,570	31,578,570	Improvement:	580,406	Farm:	1,819,348	1,819,348		
Farm Land:	759,786	759,786	Owner Occupd:	18,103,175	Residential:	87,817,540	87,817,540		
Building:	135,312,168	135,312,168	Elderly:	5,606,530	Commercial:	43,895,742	43,618,516		
Farm Building:	25,874	25,874	Dis. Veteran:	54,283	Industrial:	4,274,513	4,116,949		
State Assessed:	150,607	150,607	Sen Freeze:	2,638,155	Mineral:	0	0		
	167,827,005	167,827,005	Abatement:	0	Pollution Control:	0	0		
Under 150 EAV:	154	154	Developers:	0	State Railroad:	150,607	150,607		
	167,826,851	167,826,851	50% Owner Occupied:	18,000	Local Railroad:	3,280	3,280		
			Part Exempt:	0		137,961,030	137,526,240		
			Returning Veteran:	0					
			Disabled Person:	274,692	Other information:	County Total	District Total		
			Disabled 50% Veteran:	45,000	PTELL:				
			Disabled 70% Veteran:	749,733	New Property EAV:	1,366,840	1,366,840		
			Leasehold Owner:	1,778,347	Annexations EAV:	25,527	25,527		
			Natural Disaster:	0	Disconnection EAV:	0	0		
			Disabled 30% Veteran:	17,500	Recovered TIF EAV:	0	0		
				29,865,821	Aggregate Extension:	2,045,666			
					Rate Increase:	0.00000			
					TIF Loss EAV:	0			
					EZ EAV Reduction:	434,790			
					EZ Tax Reduction:	7,842.48			
					Industrial Tax Abatement:	0.00			

State Equalization: 1.00000


Fund	Levy Request	State Max Rate	Full Calc'd Rate	Capped Rate	Calculated Taxes	PTELL Factor	PTELL Rate	Final Rate (w/overrides)	Final Taxes	% of Total
001 Corporate	476,339	0.43750	0.34528	0.34637	477,855.62	0.99434	0.34441	0.34441	473,654.14	19.09
005 Pensions -Im R F	125,000	0.00000	0.09061	0.09090	125,406.58	0.99434	0.09039	0.09039	124,309.97	5.01
012 Fire Protection	115,000	0.60000	0.08336	0.08363	115,376.81	0.99434	0.08316	0.08316	114,366.82	4.61
013 Pensions -Fire Pension	370,560	0.00000	0.26860	0.26945	371,736.00			0.26945	370,564.45	14.94
014 Police Protection	115,000	0.60000	0.08336	0.08363	115,376.81	0.99434	0.08316	0.08316	114,366.82	4.61
015 Pensions -Police Pension	464,376	0.00000	0.33660	0.33767	465,853.01	0.99434	0.33576	0.33576	461,758.10	18.61
025 Garbage	56,000	0.20000	0.04060	0.04072	56,177.73	0.99434	0.04049	0.04049	55,684.37	2.24
027 Audit	30,000	0.00000	0.02175	0.02182	30,103.10	0.99434	0.02170	0.02170	29,843.19	1.20
035 Insurance	580,000	0.00000	0.42041	0.42174	581,836.85	0.99434	0.41936	0.41936	576,730.04	23.25
044 Band	27,000	0.04000	0.01958	0.01964	27,095.55	0.99434	0.01953	0.01953	26,858.87	1.08
046 Civil Defense	3,200	0.05000	0.00232	0.00233	3,214.49	0.99434	0.00232	0.00232	3,190.61	0.13
047 Pensions-Social Security	120,000	0.00000	0.08699	0.08726	120,384.79	0.99434	0.08677	0.08677	119,331.52	4.81
048 School Crossing Guards	10,000	0.02000	0.00725	0.00728	10,043.56	0.99434	0.00724	0.00724	9,956.90	0.40
099 Road & Bridge	0	0.00000	0.00000	0.00000	0.00	0.99434		0.00000	0.00	0.00

District Extension Summary

V130 - TAYLORVILLE CITY

	Tax Year 2017						
2,492,475	1.80671	1.81244	2,500,460.89	1.53429	1.80374	2,480,615.80	100.00

Michael C. Gianasi



I, Michael C. Gianasi, County Clerk for Christian County Illinois, do hereby certify this report to be a true and complete copy of the 2017 extension information.

District Extension Summary

5/24/2018 12:54 pm

V140 - TOVEY VILLAGE

Tax Year 2017

Assessed		Equalized	Exemptions		Amount	State Category	Original Taxable	Net Taxable	Overlapping County Data																																																	
Land:	717,811	717,811	Improvement:	58,023	Farm:		0	0																																																		
Farm Land:	0	0	Owner Occupd:	1,009,784	Residential:		2,482,670	2,482,670																																																		
Building:	3,534,026	3,534,026	Elderly:	267,365	Commercial:		268,272	268,272																																																		
Farm Building:	0	0	Dis. Veteran:	0	Industrial:		0	0																																																		
State Assessed:	0	0	Sen Freeze:	74,168	Mineral:		0	0																																																		
	<u>4,251,837</u>	<u>4,251,837</u>	Abatement:	0	Pollution Control:		0	0																																																		
Under 150 EAV:	103	103	Developers:	0	State Railroad:		0	0																																																		
	<u>4,251,734</u>	<u>4,251,734</u>	50% Owner Occupied:	0	Local Railroad:		0	0																																																		
			Part Exempt:	0			<u>2,750,942</u>	<u>2,750,942</u>																																																		
			Returning Veteran:	0																																																						
			Disabled Person:	37,786																																																						
			Disabled 50% Veteran:	0																																																						
			Disabled 70% Veteran:	24,094																																																						
			Leasehold Owner:	29,572																																																						
			Natural Disaster:	0																																																						
			Disabled 30% Veteran:	0																																																						
				<u>1,500,792</u>																																																						
			State Equalization: 1.00000																																																							
<table border="1"> <thead> <tr> <th colspan="2">Other Information:</th> <th>County Total</th> <th>District Total</th> </tr> </thead> <tbody> <tr> <td colspan="4">PTELL:</td> </tr> <tr> <td>New Property EAV:</td> <td></td> <td>23,697</td> <td>23,697</td> </tr> <tr> <td>Annexations EAV:</td> <td></td> <td>0</td> <td>0</td> </tr> <tr> <td>Disconnection EAV:</td> <td></td> <td>0</td> <td>0</td> </tr> <tr> <td>Recovered TIF EAV:</td> <td></td> <td>0</td> <td>0</td> </tr> <tr> <td>Aggregate Extension:</td> <td></td> <td>5,220</td> <td></td> </tr> <tr> <td>Rate Increase:</td> <td></td> <td>0.00000</td> <td></td> </tr> <tr> <td>TIF Loss EAV:</td> <td></td> <td>0</td> <td></td> </tr> <tr> <td>EZ EAV Reduction:</td> <td></td> <td>0</td> <td></td> </tr> <tr> <td>EZ Tax Reduction:</td> <td></td> <td>0.00</td> <td></td> </tr> <tr> <td>Industrial Tax Abatement:</td> <td></td> <td>0.00</td> <td></td> </tr> </tbody> </table>											Other Information:		County Total	District Total	PTELL:				New Property EAV:		23,697	23,697	Annexations EAV:		0	0	Disconnection EAV:		0	0	Recovered TIF EAV:		0	0	Aggregate Extension:		5,220		Rate Increase:		0.00000		TIF Loss EAV:		0		EZ EAV Reduction:		0		EZ Tax Reduction:		0.00		Industrial Tax Abatement:		0.00	
Other Information:		County Total	District Total																																																							
PTELL:																																																										
New Property EAV:		23,697	23,697																																																							
Annexations EAV:		0	0																																																							
Disconnection EAV:		0	0																																																							
Recovered TIF EAV:		0	0																																																							
Aggregate Extension:		5,220																																																								
Rate Increase:		0.00000																																																								
TIF Loss EAV:		0																																																								
EZ EAV Reduction:		0																																																								
EZ Tax Reduction:		0.00																																																								
Industrial Tax Abatement:		0.00																																																								

Fund	Levy Request	State Max Rate	Full Calc'd Rate	Capped Rate	Calculated Taxes	PTELL Factor	PTELL Rate	Final Rate (w/overrides)	Final Taxes	% of Total
001 Corporate	1,045	0.43750	0.03799	0.03799	1,045.08			0.03799	1,045.09	20.02
035 Insurance	4,175	0.00000	0.15177	0.15177	4,175.10			0.15177	4,175.14	79.98
099 Road & Bridge - Tovey	0	0.00000	0.00000	0.00000	0.00			0.00000	0.00	0.00
	<u>5,220</u>		<u>0.18976</u>	<u>0.18976</u>	<u>5,220.19</u>			<u>0.18976</u>	<u>5,220.23</u>	<u>100.00</u>

Michael C. Gianasi

I, Michael C. Gianasi, County Clerk for Christian County Illinois, do hereby certify this report to be a true and complete copy of the 2017 extension information.

